



CHILTON COUNTY

SCHOOL SYSTEM SNAPSHOT: 2022 EDITION*


1705 Lay Dam Road | Clanton, AL 35045 | (205) 280-3000


Superintendent

Jason Griffin






Board Members

Diane Calloway, Jacqueline Sullivan, Christopher W. Smith, Brad Carter, Lori Patterson, Pam Price, Keith Moore

 **\$4,911,324**
Cost of One Month's
Operation/General Fund

 **2.20**
Number of Months
Reserve Balance

By the Numbers

	Schools¹	13
	Students/ADM²	7,534
	Free & Reduced Lunch	67%
	Community Eligibility Program	40%
	Number of Route Buses³	92
	Buses 10 yrs. old or less.....	100%
	Students Bused.....	3,975
	Full-Time Employees	923
	Teachers.....	487
	Principals/ Assistant Principals.....	28
	Counselors.....	19
	Librarians.....	12
	Other Certified Employees.....	11
	Support Personnel.....	366

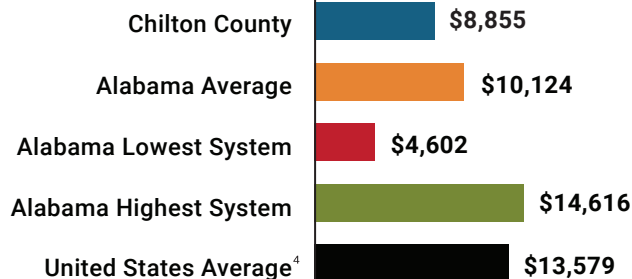
¹ Schools with enrollment, including Alternative and Career Technical Education

² Average Daily Membership (includes virtual students)

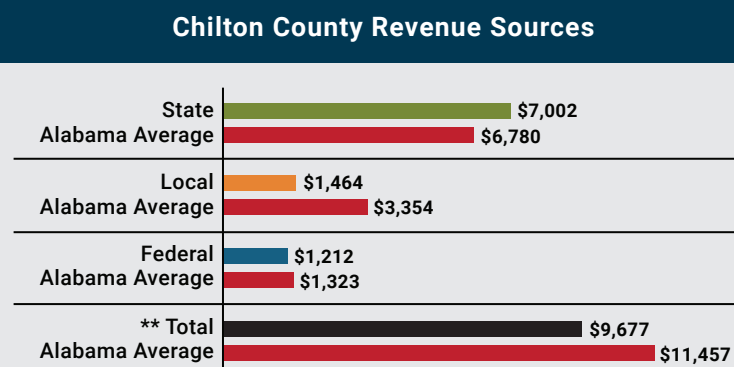
³ Data collected in FY20 and used for FY21 funding

⁴ 2020-2021 NEA Rankings of the States

Total Per-Pupil Expenditures (PPE)



Per-Pupil Revenue Sources



84
STATE
RANK

131
LOCAL
RANK

90
FEDERAL
RANK

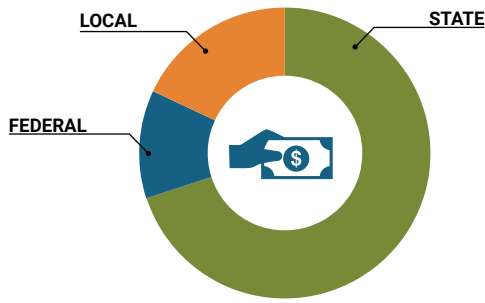
OVERALL SYSTEM RANK 134

** Total Revenue Among 138 School Systems

* THIS REPORT INCLUDES FISCAL YEAR 2020 DATA

School System Revenue

How was your school system funded?¹



\$52,753,196	STATE	70%
\$9,128,643	FEDERAL	12%
\$13,489,183	LOCAL	18%
— \$5,358,970	Local 10-Mill Match	
\$8,130,213	AVAILABLE LOCAL REVENUE	

VALUE OF 1-MILL
For Your School System

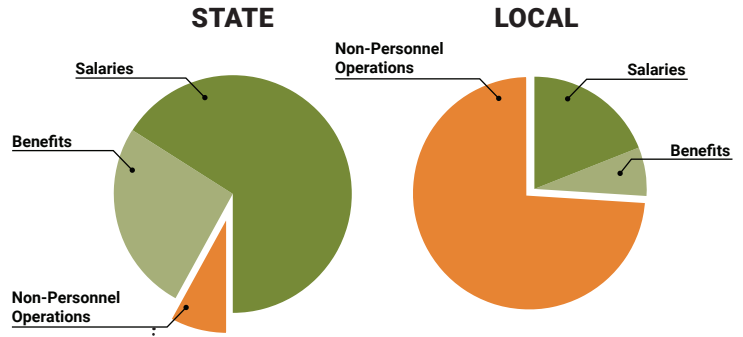
\$535,897

School System Spending

How did your school system spend state & local dollars?¹

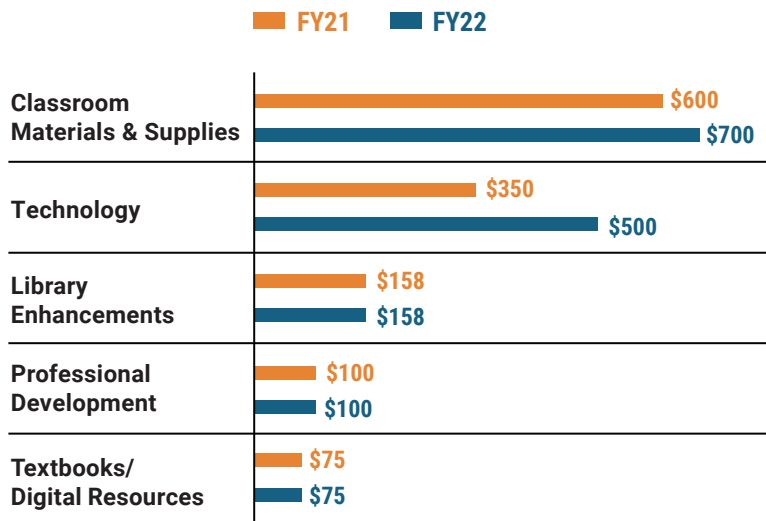
	STATE SPENDING ^{2,3}	LOCAL SPENDING ²
Salaries	\$34,320,536	\$1,265,941
Benefits	\$13,629,150	\$444,505
Non-Personnel Operations	\$4,368,269	\$4,855,607
TOTAL	\$52,317,954	\$6,566,052

¹ Revenues and expenditures may contain nominal variances due to rounding
² Does not include debt service or capital outlay
³ Includes 10-mill match
⁴ Such as utilities, operations & maintenance, etc.



Only 8% of state funding is available for non-personnel expenditures⁴

Instructional Support



Educational Advancement & Technology Fund⁵



⁵ These one-time supplemental funds may be used for repairs and deferred maintenance, classroom instructional supplies, insurance for facilities, transportation, technology and school safety measures.

System Debt

TOTAL DEBT⁶	DEBT PER STUDENT
\$9,176,183	\$1,218

⁶ The debt totals in system audit reports may differ due to audit adjustments.



ALABAMA
ASSOCIATION OF
SCHOOL BOARDS

Sally Smith, J.D.
Executive Director

Tracey A. Meyer
Governmental Relations Coordinator

43 South Jackson Street
Montgomery, Alabama 36104

1-800-562-0601 | AlabamaSchoolBoards.org

@AlaSchoolBoards Facebook.com/AlabamaSchoolBoards