



CHEROKEE COUNTY

SCHOOL SYSTEM SNAPSHOT: 2022 EDITION*

130 E. Main Street | Centre, AL 35960 | (256) 927-3300

Superintendent

Mike Welsh

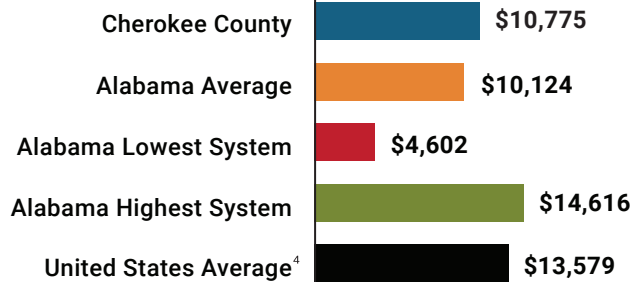
Board Members

Lisa S. McKissick, Kathy Mobbs, Lisa J. Chandler, Timothy C. Colbert, Randall Davis






 **\$3,179,022**
Cost of One Month's
Operation/General Fund

 **3.50**
Number of Months
Reserve Balance

Total Per-Pupil Expenditures (PPE)

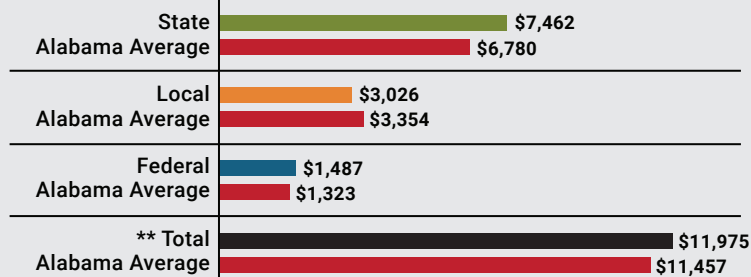


By the Numbers

	Schools ¹	7
	Students/ADM ²	3,772
	Free & Reduced Lunch.....	63%
	Community Eligibility Program.....	37%
	Number of Route Buses ³	55
	Buses 10 yrs. old or less.....	100%
	Students Bused.....	2,594
	Full-Time Employees.....	523
	Teachers.....	261
	Principals/ Assistant Principals.....	16
	Counselors.....	12
	Librarians.....	7
	Other Certified Employees.....	13
	Support Personnel.....	214

Per-Pupil Revenue Sources

Cherokee County Revenue Sources



38
STATE
RANK

52
LOCAL
RANK

58
FEDERAL
RANK

OVERALL SYSTEM RANK 40

** Total Revenue Among 138 School Systems

* THIS REPORT INCLUDES FISCAL YEAR 2020 DATA

¹ Schools with enrollment, including Alternative and Career Technical Education

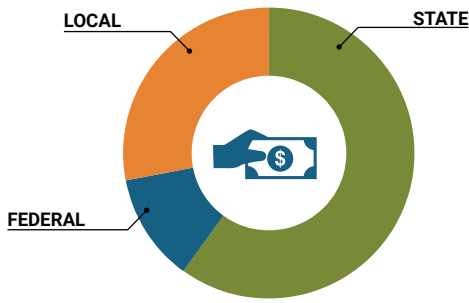
² Average Daily Membership (includes virtual students)

³ Data collected in FY20 and used for FY21 funding

⁴ 2020-2021 NEA Rankings of the States

School System Revenue

How was your school system funded?¹



\$28,146,680	STATE	60%
\$5,609,857	FEDERAL	12%
\$12,907,498	LOCAL	28%
— \$2,638,710	Local 10-Mill Match	
\$10,268,788	AVAILABLE LOCAL REVENUE	

VALUE OF 1-MILL For Your School System

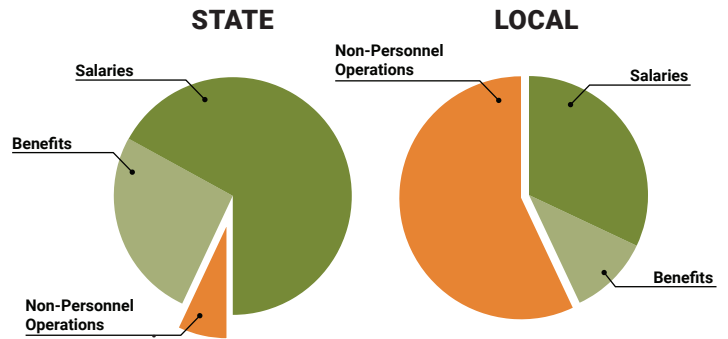
\$263,871

School System Spending

How did your school system spend state & local dollars?¹

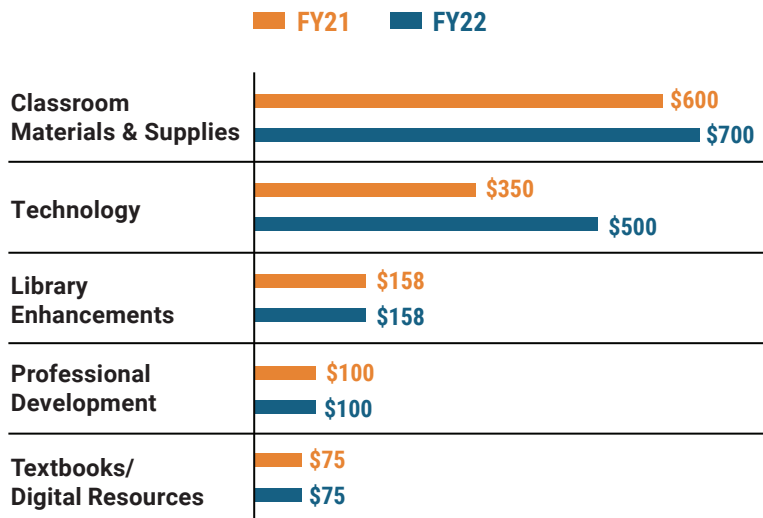
	STATE SPENDING ^{2,3}	LOCAL SPENDING ²
Salaries	\$18,619,380	\$2,605,135
Benefits	\$7,331,082	\$885,650
Non-Personnel Operations	\$1,906,130	\$4,545,033
TOTAL	\$27,856,593	\$8,035,818

¹ Revenues and expenditures may contain nominal variances due to rounding
² Does not include debt service or capital outlay
³ Includes 10-mill match
⁴ Such as utilities, operations & maintenance, etc.



Only 7% of state funding is available for non-personnel expenditures⁴

Instructional Support



Educational Advancement & Technology Fund⁵

FY21	\$1,055,066
FY20	\$918,261
FY19	\$1,043,508

⁵ These one-time supplemental funds may be used for repairs and deferred maintenance, classroom instructional supplies, insurance for facilities, transportation, technology and school safety measures.

System Debt

TOTAL DEBT⁶	DEBT PER STUDENT
\$33,154,726	\$8,790

⁶ The debt totals in system audit reports may differ due to audit adjustments.



ALABAMA
ASSOCIATION OF
SCHOOL BOARDS

Sally Smith, J.D.
Executive Director

Tracey A. Meyer
Governmental Relations Coordinator

43 South Jackson Street
Montgomery, Alabama 36104

1-800-562-0601 | AlabamaSchoolBoards.org

[@AlaSchoolBoards](https://twitter.com/AlaSchoolBoards) [f Facebook.com/AlabamaSchoolBoards](https://facebook.com/AlabamaSchoolBoards)