



# VESTAVIA HILLS CITY

## SCHOOL SYSTEM SNAPSHOT: 2022 EDITION\*

1204 Montgomery Hwy | Birmingham, AL 35216 | (205) 402-5116

Superintendent

Dr. Todd Freeman

Board Members

Scott Brown, Jaclyn Hudson, Jennifer Weaver, Jay Stewart, Steve Bendall

**\$7,653,637**  
Cost of One Month's  
Operation/General Fund

**0.83**  
Number of Months  
Reserve Balance

### By the Numbers

	Schools <sup>1</sup> .....	8
	Students/ADM <sup>2</sup> .....	7,092
	Free & Reduced Lunch.....	6%
	Community Eligibility Program.....	4%
	Number of Route Buses <sup>3</sup> .....	9
	Buses 10 yrs. old or less.....	67%
	Students Bused.....	183
	Full-Time Employees.....	850
	Teachers.....	502
	Principals/ Assistant Principals.....	20
	Counselors.....	19
	Librarians.....	9
	Other Certified Employees.....	25
	Support Personnel.....	275

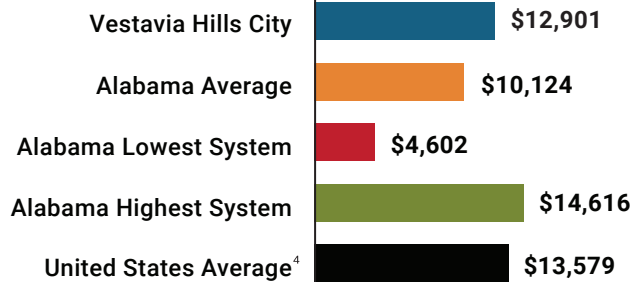
<sup>1</sup> Schools with enrollment, including Alternative and Career Technical Education

<sup>2</sup> Average Daily Membership (includes virtual students)

<sup>3</sup> Data collected in FY20 and used for FY21 funding

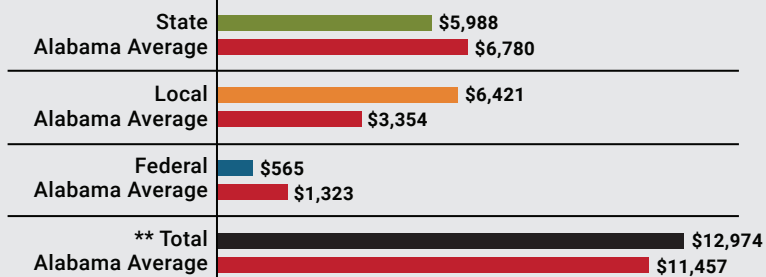
<sup>4</sup> 2020-2021 NEA Rankings of the States

### Total Per-Pupil Expenditures (PPE)



### Per-Pupil Revenue Sources

#### Vestavia Hills City Revenue Sources



**130**  
STATE  
RANK

**6**  
LOCAL  
RANK

**135**  
FEDERAL  
RANK

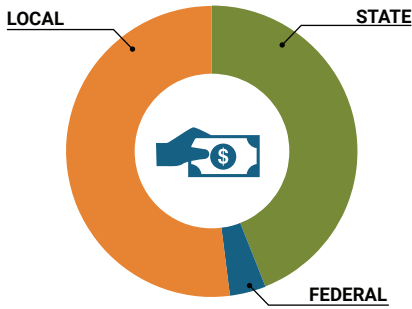
## OVERALL SYSTEM RANK 23

\*\* Total Revenue Among 138 School Systems

\* THIS REPORT INCLUDES FISCAL YEAR 2020 DATA

# School System Revenue

## How was your school system funded?<sup>1</sup>



\$42,465,188	STATE	44%
\$4,005,795	FEDERAL	4%
\$50,178,735	LOCAL	52%
— \$7,241,720	Local 10-Mill Match	
<b>\$42,937,015</b>	<b>AVAILABLE LOCAL REVENUE</b>	

### VALUE OF 1-MILL For Your School System

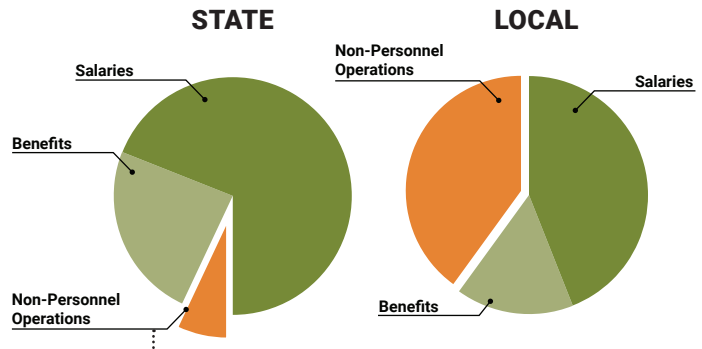


# School System Spending

## How did your school system spend state & local dollars?<sup>1</sup>

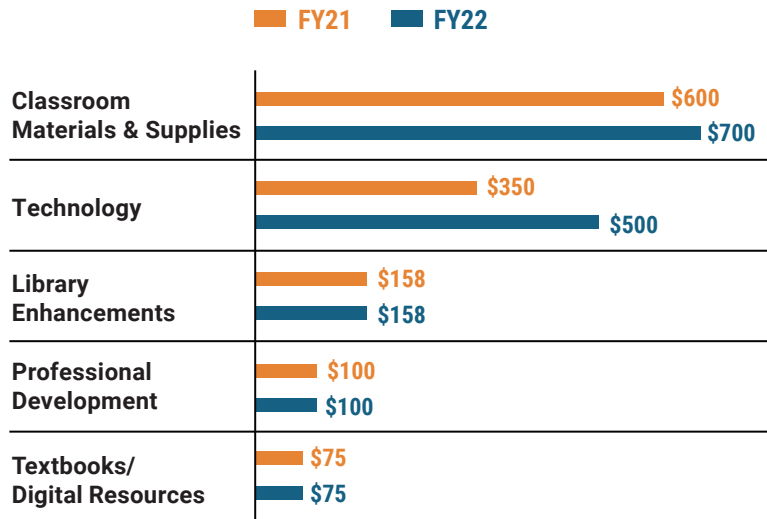
	STATE SPENDING <sup>2,3</sup>	LOCAL SPENDING <sup>2</sup>
Salaries	\$32,512,822	\$17,186,727
Benefits	\$11,536,420	\$6,265,690
Non-Personnel Operations	\$3,163,467	\$15,808,429
<b>TOTAL</b>	<b>\$47,212,709</b>	<b>\$39,260,846</b>

<sup>1</sup> Revenues and expenditures may contain nominal variances due to rounding  
<sup>2</sup> Does not include debt service or capital outlay  
<sup>3</sup> Includes 10-mill match  
<sup>4</sup> Such as utilities, operations & maintenance, etc.



**Only 7% of state funding is available for non-personnel expenditures<sup>4</sup>**

# Instructional Support



# Educational Advancement & Technology Fund<sup>5</sup>



<sup>5</sup> These one-time supplemental funds may be used for repairs and deferred maintenance, classroom instructional supplies, insurance for facilities, transportation, technology and school safety measures.

# System Debt

<b>TOTAL DEBT<sup>6</sup></b>	<b>DEBT PER STUDENT</b>
<b>\$83,805,457</b>	<b>\$11,817</b>

<sup>6</sup> The debt totals in system audit reports may differ due to audit adjustments.



**Sally Smith, J.D.**  
Executive Director

**Tracey A. Meyer**  
Governmental Relations Coordinator

43 South Jackson Street  
Montgomery, Alabama 36104

1-800-562-0601 | [AlabamaSchoolBoards.org](http://AlabamaSchoolBoards.org)

@AlaSchoolBoards | [Facebook.com/AlabamaSchoolBoards](https://www.facebook.com/AlabamaSchoolBoards)