



TUSCUMBIA CITY

SCHOOL SYSTEM SNAPSHOT: 2022 EDITION*

303 N. Commons Street E. | Tuscumbia, AL 35674 | (256) 389-2900

Superintendent

Darryl Aikerson

Board Members

Dr. Troy Youngblood, Stephen W. Finch, Buddy Whitlock, Stephanie Smith, Paul W. Grimes



\$1,118,064

Cost of One Month's
Operation/General Fund



3.58

Number of Months
Reserve Balance

By the Numbers



Schools¹..... 5



Students/ADM²..... 1,429



Free & Reduced Lunch..... 54%

Community Eligibility Program..... 38%



Number of Route Buses³..... 1

Buses 10 yrs. old or less..... **100%**

Students Bused..... **15**



Full-Time Employees..... 186

Teachers..... **102**

Principals/
Assistant Principals..... **6**

Counselors..... **5**

Librarians..... **4**

Other Certified Employees..... **7**

Support Personnel..... **62**

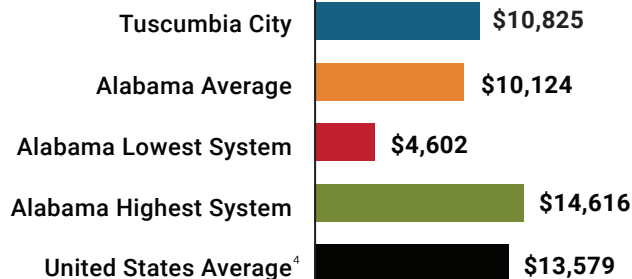
¹ Schools with enrollment, including Alternative and Career Technical Education

² Average Daily Membership (includes virtual students)

³ Data collected in FY20 and used for FY21 funding

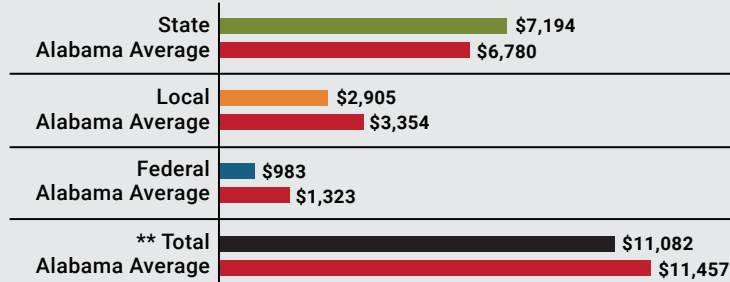
⁴ 2020-2021 NEA Rankings of the States

Total Per-Pupil Expenditures (PPE)



Per-Pupil Revenue Sources

Tuscumbia City Revenue Sources



65

STATE
RANK

55

LOCAL
RANK

112

FEDERAL
RANK

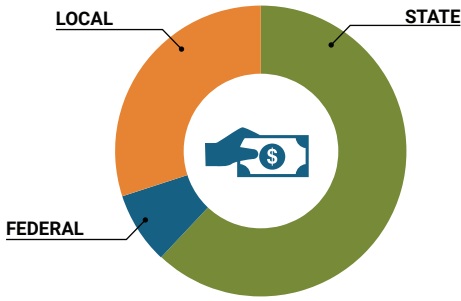
OVERALL SYSTEM RANK 89

** Total Revenue Among 138 School Systems

* THIS REPORT INCLUDES FISCAL YEAR 2020 DATA


School System Revenue

How was your school system funded?¹



\$10,280,313	STATE	62%
\$1,404,744	FEDERAL	8%
\$4,870,534	LOCAL	29%
<u>\$643,310</u>	Local 10-Mill Match	
\$4,227,224	AVAILABLE LOCAL REVENUE	

VALUE OF 1-MILL For Your School System

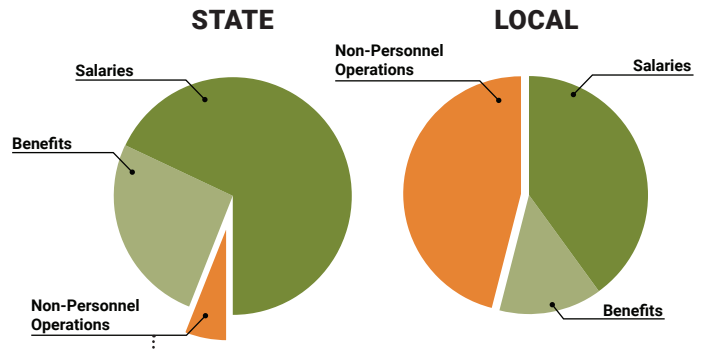


School System Spending

How did your school system spend state & local dollars?¹

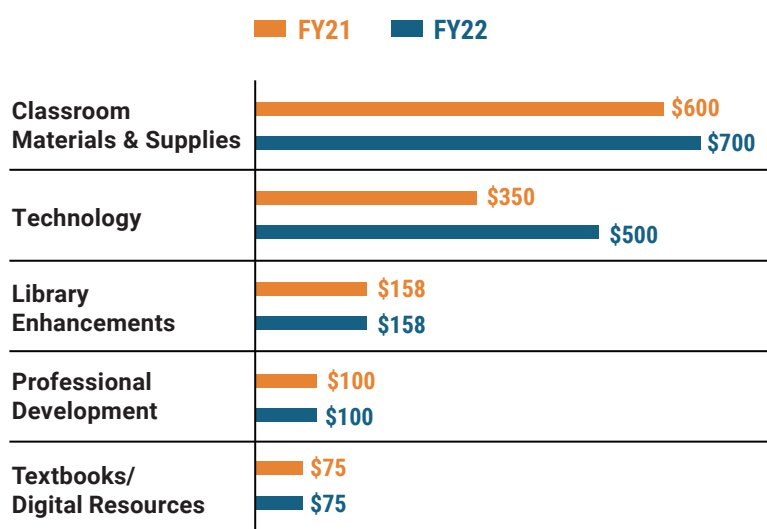
	STATE SPENDING ^{2,3}	LOCAL SPENDING ²
Salaries	\$6,829,447	\$1,521,069
Benefits	\$2,542,446	\$538,219
Non-Personnel Operations	\$586,184	\$1,723,627
TOTAL	\$9,958,076	\$3,782,914

¹ Revenues and expenditures may contain nominal variances due to rounding
² Does not include debt service or capital outlay
³ Includes 10-mill match
⁴ Such as utilities, operations & maintenance, etc.

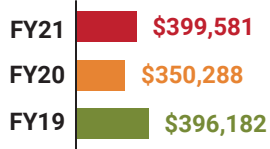


Only 6% of state funding is available for non-personnel expenditures⁴

Instructional Support



Educational Advancement & Technology Fund⁵



⁵ These one-time supplemental funds may be used for repairs and deferred maintenance, classroom instructional supplies, insurance for facilities, transportation, technology and school safety measures.

System Debt

TOTAL DEBT⁶	DEBT PER STUDENT
\$7,963,950	\$5,573

⁶ The debt totals in system audit reports may differ due to audit adjustments.



Sally Smith, J.D.
Executive Director

Tracey A. Meyer
Governmental Relations Coordinator

43 South Jackson Street
Montgomery, Alabama 36104

1-800-562-0601 | AlabamaSchoolBoards.org

@AlaSchoolBoards | [Facebook.com/AlabamaSchoolBoards](https://www.facebook.com/AlabamaSchoolBoards)