



TUSCALOOSA CITY

SCHOOL SYSTEM SNAPSHOT: 2022 EDITION*


P.O. Box 38991 | Tuscaloosa, AL 35403 | (205) 759-3560


Superintendent

Dr. Mike Daria






Board Members

Dr. Karen Thompson-Jackson, Eric Wilson, Patrick Hamner, Kendra Williams, Erica Grant, Marvin Lucas, Erskine Simmons, Lesley Powell

 **\$8,754,019**
Cost of One Month's
Operation/General Fund

 **1.25**
Number of Months
Reserve Balance

By the Numbers

	Schools¹	20
	Students/ADM²	10,370
	Free & Reduced Lunch	40%
	Community Eligibility Program	46%
	Number of Route Buses³	108
	Buses 10 yrs. old or less.....	100%
	Students Bused.....	7,329
	Full-Time Employees	1,529
	Teachers.....	718
	Principals/ Assistant Principals.....	39
	Counselors.....	31
	Librarians.....	20
	Other Certified Employees.....	88
	Support Personnel.....	633

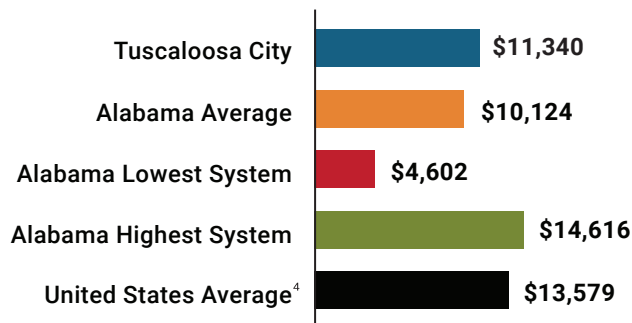
¹ Schools with enrollment, including Alternative and Career Technical Education

² Average Daily Membership (includes virtual students)

³ Data collected in FY20 and used for FY21 funding

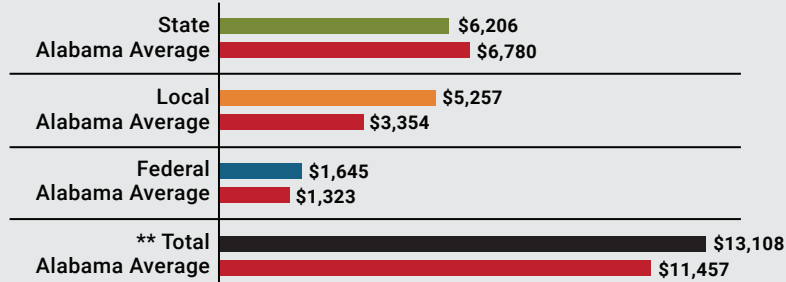
⁴ 2020-2021 NEA Rankings of the States

Total Per-Pupil Expenditures (PPE)



Per-Pupil Revenue Sources

Tuscaloosa City Revenue Sources



125
STATE
RANK

11
LOCAL
RANK

44
FEDERAL
RANK

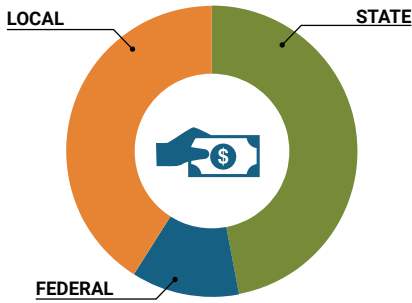
OVERALL SYSTEM RANK 22

** Total Revenue Among 138 School Systems

* THIS REPORT INCLUDES FISCAL YEAR 2020 DATA

School System Revenue

How was your school system funded?¹



\$64,359,520	STATE	47%
\$17,057,417	FEDERAL	12%
\$56,817,337	LOCAL	41%
— \$14,237,760	Local 10-Mill Match	
\$42,579,577	AVAILABLE LOCAL REVENUE	

VALUE OF 1-MILL For Your School System

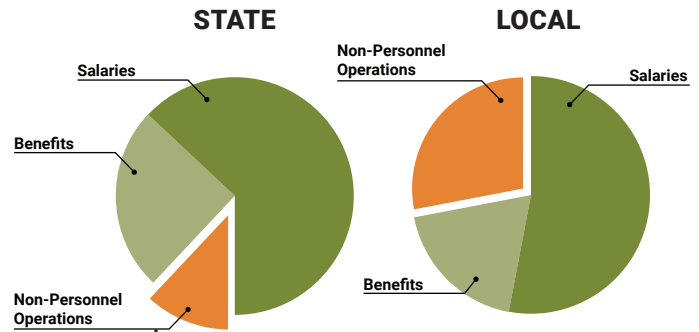
\$1,423,776

School System Spending

How did your school system spend state & local dollars?¹

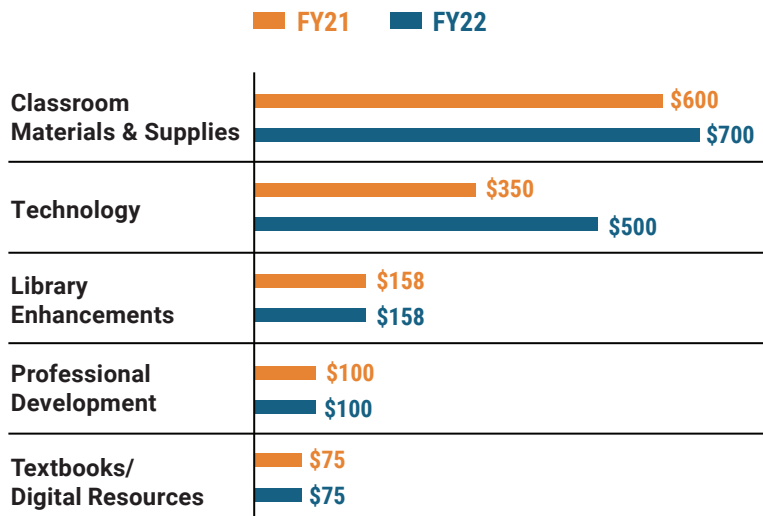
	STATE SPENDING ^{2,3}	LOCAL SPENDING ²
Salaries	\$48,369,203	\$16,599,379
Benefits	\$18,980,654	\$6,012,010
Non-Personnel Operations	\$8,839,388	\$8,576,182
TOTAL	\$76,189,246	\$31,187,571

¹ Revenues and expenditures may contain nominal variances due to rounding
² Does not include debt service or capital outlay
³ Includes 10-mill match
⁴ Such as utilities, operations & maintenance, etc.



Only 12% of state funding is available for non-personnel expenditures⁴

Instructional Support



Educational Advancement & Technology Fund⁵



⁵ These one-time supplemental funds may be used for repairs and deferred maintenance, classroom instructional supplies, insurance for facilities, transportation, technology and school safety measures.

System Debt

TOTAL DEBT⁶ \$192,895,427 **DEBT PER STUDENT \$18,601**

⁶ The debt totals in system audit reports may differ due to audit adjustments.



ALABAMA ASSOCIATION OF SCHOOL BOARDS

Sally Smith, J.D.
Executive Director

Tracey A. Meyer
Governmental Relations Coordinator

43 South Jackson Street
Montgomery, Alabama 36104

1-800-562-0601 | AlabamaSchoolBoards.org

@AlaSchoolBoards Facebook.com/AlabamaSchoolBoards