



TARRANT CITY

SCHOOL SYSTEM SNAPSHOT: 2022 EDITION*

1318 Alabama Street | Tarrant, AL 35217 | (205) 849-3700

Superintendent

Dr. Sherlene McDonald

Board Members

Jesus G. Mendez, Allen Bailey, Bruce E. Grant, Debbie Hall, Sheaka Collins



\$972,617

Cost of One Month's
Operation/General Fund



1.21

Number of Months
Reserve Balance

By the Numbers



Schools¹..... 3



Students/ADM²..... 1,260



Free & Reduced Lunch..... 52%
Community Eligibility Program..... 57%



Number of Route Buses³..... 9
Buses 10 yrs. old or less..... **100%**
Students Bused..... **473**



Full-Time Employees..... 146
Teachers..... **71**
Principals/
Assistant Principals..... **7**
Counselors..... **2**
Librarians..... **3**
Other Certified Employees..... **7**
Support Personnel..... **56**

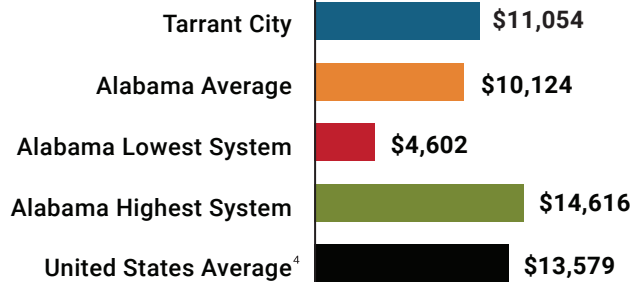
¹ Schools with enrollment, including Alternative and Career Technical Education

² Average Daily Membership (includes virtual students)

³ Data collected in FY20 and used for FY21 funding

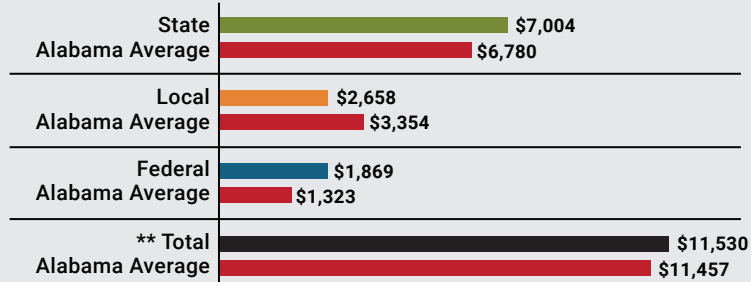
⁴ 2020-2021 NEA Rankings of the States

Total Per-Pupil Expenditures (PPE)



Per-Pupil Revenue Sources

Tarrant City Revenue Sources



82

STATE
RANK

63

LOCAL
RANK

26

FEDERAL
RANK

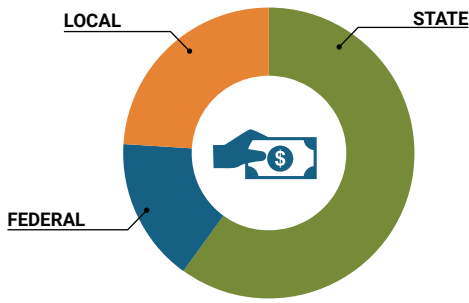
OVERALL SYSTEM RANK 60

** Total Revenue Among 138 School Systems

* THIS REPORT INCLUDES FISCAL YEAR 2020 DATA

School System Revenue

How was your school system funded?¹



\$8,824,526	STATE	60%
\$2,354,325	FEDERAL	16%
\$3,509,937	LOCAL	24%
<u>\$742,490</u>	Local 10-Mill Match	
\$2,767,447	AVAILABLE LOCAL REVENUE	

VALUE OF 1-MILL
For Your School System

\$74,249

School System Spending

How did your school system spend state & local dollars?¹

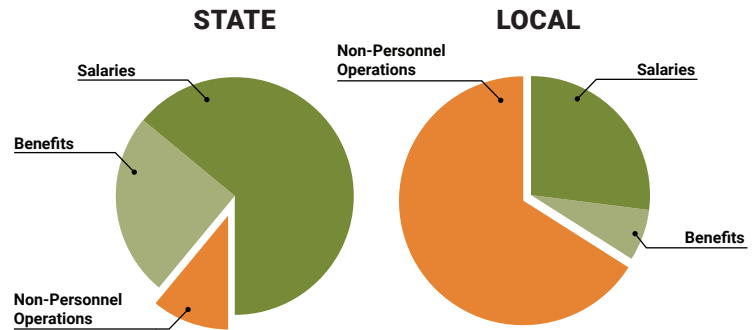
	STATE SPENDING ^{2,3}	LOCAL SPENDING ²
Salaries	\$5,928,089	\$611,944
Benefits	\$2,265,108	\$168,424
Non-Personnel Operations	\$1,037,705	\$1,511,351
TOTAL	\$9,230,903	\$2,291,719

¹ Revenues and expenditures may contain nominal variances due to rounding

² Does not include debt service or capital outlay

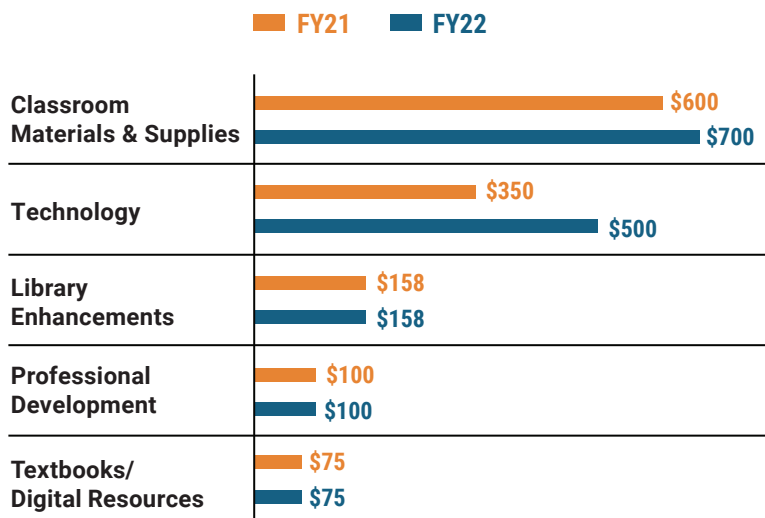
³ Includes 10-mill match

⁴ Such as utilities, operations & maintenance, etc.



Only 11% of state funding is available for non-personnel expenditures⁴

Instructional Support



Educational Advancement & Technology Fund⁵

FY21	\$352,523
FY20	\$284,496
FY19	\$309,000

⁵ These one-time supplemental funds may be used for repairs and deferred maintenance, classroom instructional supplies, insurance for facilities, transportation, technology and school safety measures.

System Debt

TOTAL DEBT⁶	\$7,017,014	DEBT PER STUDENT	\$5,569
-------------------------------	--------------------	-------------------------	----------------

⁶ The debt totals in system audit reports may differ due to audit adjustments.



ALABAMA
ASSOCIATION OF
SCHOOL BOARDS

Sally Smith, J.D.
Executive Director

Tracey A. Meyer
Governmental Relations Coordinator

43 South Jackson Street
Montgomery, Alabama 36104

1-800-562-0601 | AlabamaSchoolBoards.org

@AlaSchoolBoards Facebook.com/AlabamaSchoolBoards