



TALLADEGA CITY

SCHOOL SYSTEM SNAPSHOT: 2022 EDITION*

P.O. Box 946 | Talladega, AL 35161 | (256) 315-5636


Superintendent

Dr. Quentin Lee






Board Members

Jake Montgomery, Chuck Roberts, James Braswell, Sandra Beavers, Allison Edwards

 **\$1,499,022**
Cost of One Month's
Operation/General Fund

 **3.64**
Number of Months
Reserve Balance

By the Numbers

	Schools ¹	7
	Students/ADM ²	1,869
	Free & Reduced Lunch.....	85%
	Community Eligibility Program.....	59%
	Number of Route Buses ³	18
	Buses 10 yrs. old or less.....	78%
	Students Bused.....	905
	Full-Time Employees.....	261
	Teachers.....	130
	Principals/ Assistant Principals.....	9
	Counselors.....	5
	Librarians.....	6
	Other Certified Employees.....	6
	Support Personnel.....	105

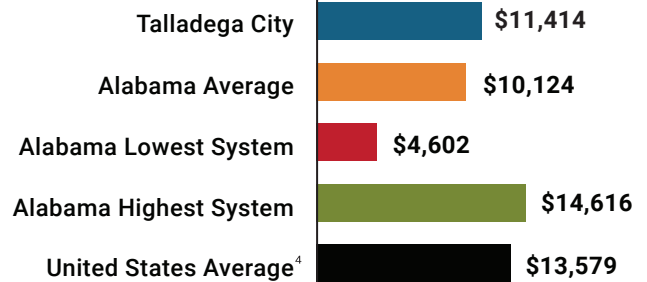
¹ Schools with enrollment, including Alternative and Career Technical Education

² Average Daily Membership (includes virtual students)

³ Data collected in FY20 and used for FY21 funding

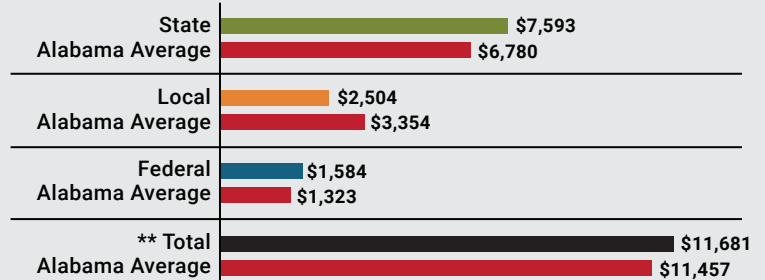
⁴ 2020-2021 NEA Rankings of the States

Total Per-Pupil Expenditures (PPE)



Per-Pupil Revenue Sources

Talladega City Revenue Sources



30
STATE
RANK

70
LOCAL
RANK

49
FEDERAL
RANK

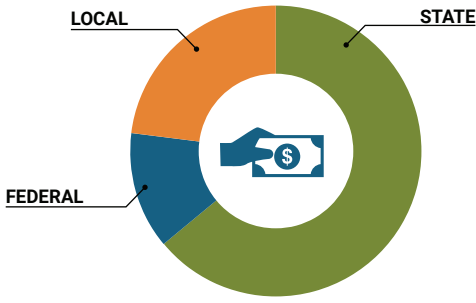
OVERALL SYSTEM RANK 50

** Total Revenue Among 138 School Systems

* THIS REPORT INCLUDES FISCAL YEAR 2020 DATA

School System Revenue

How was your school system funded?¹



\$14,191,962	STATE	64%
\$2,960,747	FEDERAL	13%
\$5,096,401	LOCAL	23%
<u>\$1,498,452</u>	Local 10-Mill Match	
\$3,597,949	AVAILABLE LOCAL REVENUE	

VALUE OF 1-MILL
For Your School System

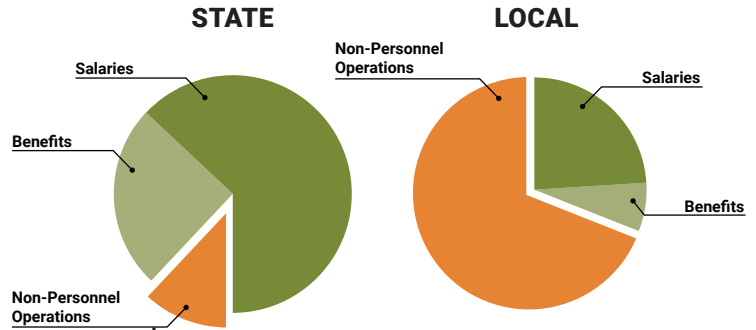
\$149,845

School System Spending

How did your school system spend state & local dollars?¹

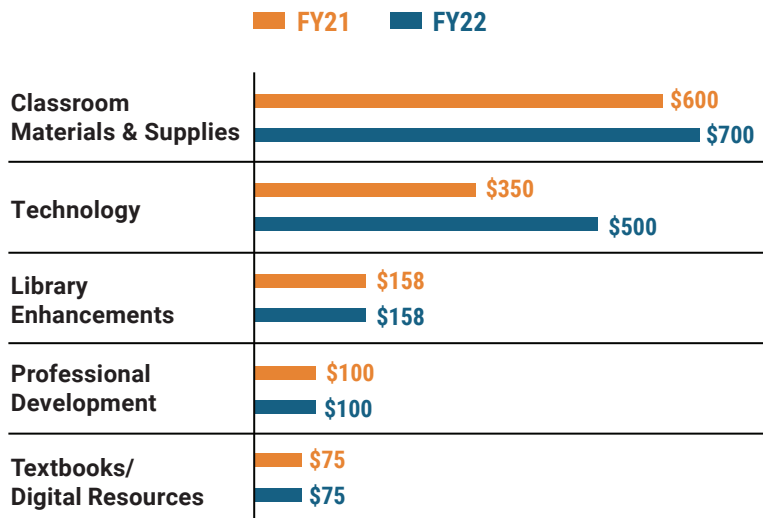
	STATE SPENDING ^{2,3}	LOCAL SPENDING ²
Salaries	\$9,817,301	\$677,475
Benefits	\$3,885,486	\$188,697
Non-Personnel Operations	\$1,783,435	\$1,925,275
TOTAL	\$15,486,222	\$2,791,717

¹ Revenues and expenditures may contain nominal variances due to rounding
² Does not include debt service or capital outlay
³ Includes 10-mill match
⁴ Such as utilities, operations & maintenance, etc.



Only 12% of state funding is available for non-personnel expenditures⁴

Instructional Support



Educational Advancement & Technology Fund⁵

FY21	\$522,785
FY20	\$475,016
FY19	\$537,942

⁵ These one-time supplemental funds may be used for repairs and deferred maintenance, classroom instructional supplies, insurance for facilities, transportation, technology and school safety measures.

System Debt

TOTAL DEBT⁶	DEBT PER STUDENT
\$2,730,307	\$1,461

⁶ The debt totals in system audit reports may differ due to audit adjustments.



ALABAMA
ASSOCIATION OF
SCHOOL BOARDS

Sally Smith, J.D.
Executive Director

Tracey A. Meyer
Governmental Relations Coordinator

43 South Jackson Street
Montgomery, Alabama 36104

1-800-562-0601 | AlabamaSchoolBoards.org

@AlaSchoolBoards Facebook.com/AlabamaSchoolBoards