



SYLACAUGA CITY

SCHOOL SYSTEM SNAPSHOT: 2022 EDITION*

43 N. Broadway Avenue | Sylacauga, AL 35150 | (256) 245-5256

Superintendent

Dr. Michelle Eller

Board Members

Melissa Garris, Dr. Steven Marlowe, Dr. Rekha Chadawada, Greg Bailey, Amy Price



\$1,504,112

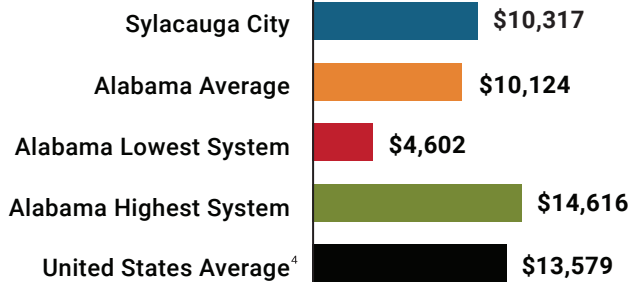
Cost of One Month's Operation/General Fund



1.95

Number of Months Reserve Balance

Total Per-Pupil Expenditures (PPE)



By the Numbers



Schools¹..... 4



Students/ADM²..... 2,024



Free & Reduced Lunch..... 55%
Community Eligibility Program..... 42%



Number of Route Buses³..... 15

Buses 10 yrs. old or less..... **60%**

Students Bused..... **974**



Full-Time Employees..... 273

Teachers..... **138**

Principals/
Assistant Principals..... **8**

Counselors..... **5**

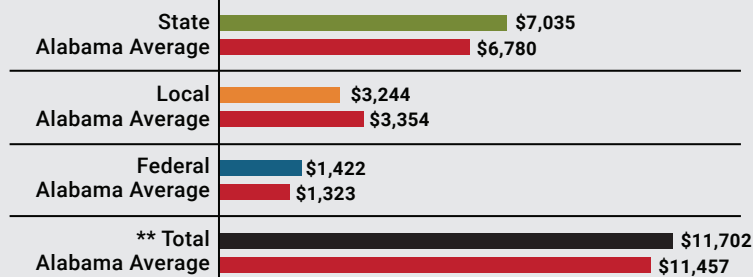
Librarians..... **4**

Other Certified Employees..... **7**

Support Personnel..... **111**

Per-Pupil Revenue Sources

Sylacauga City Revenue Sources



79

STATE RANK

42

LOCAL RANK

70

FEDERAL RANK

OVERALL SYSTEM RANK 49

** Total Revenue Among 138 School Systems

¹ Schools with enrollment, including Alternative and Career Technical Education

² Average Daily Membership (includes virtual students)

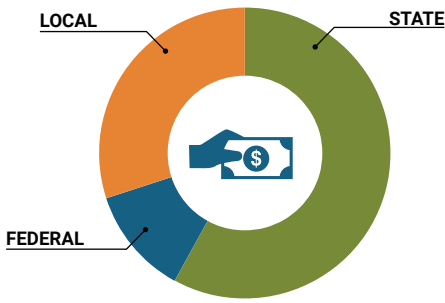
³ Data collected in FY20 and used for FY21 funding

⁴ 2020-2021 NEA Rankings of the States

* THIS REPORT INCLUDES FISCAL YEAR 2020 DATA

School System Revenue

How was your school system funded?¹



\$14,238,907	STATE	58%
\$2,879,097	FEDERAL	12%
\$7,438,233	LOCAL	30%
\$1,322,150	Local 10-Mill Match	
\$6,116,083	AVAILABLE LOCAL REVENUE	

VALUE OF 1-MILL For Your School System

\$132,215

School System Spending

How did your school system spend state & local dollars?¹

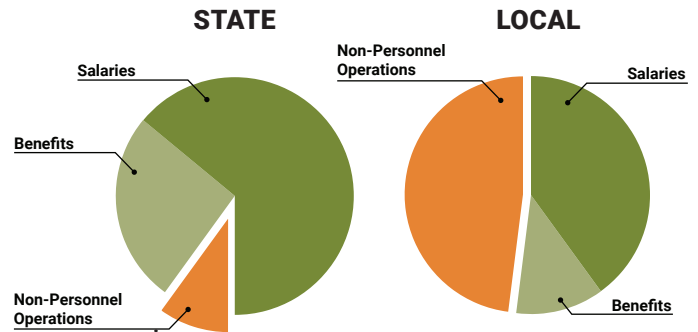
	STATE SPENDING ^{2,3}	LOCAL SPENDING ²
Salaries	\$9,394,519	\$1,576,395
Benefits	\$3,717,928	\$489,420
Non-Personnel Operations	\$1,397,950	\$1,895,201
TOTAL	\$14,510,397	\$3,961,016

¹ Revenues and expenditures may contain nominal variances due to rounding

² Does not include debt service or capital outlay

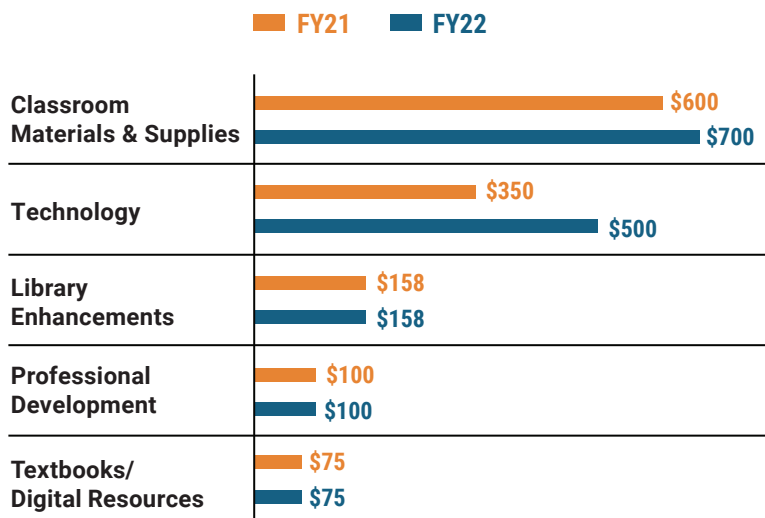
³ Includes 10-mill match

⁴ Such as utilities, operations & maintenance, etc.



Only 10% of state funding is available for non-personnel expenditures⁴

Instructional Support



Educational Advancement & Technology Fund⁵

FY21	\$565,997
FY20	\$508,422
FY19	\$584,604

⁵ These one-time supplemental funds may be used for repairs and deferred maintenance, classroom instructional supplies, insurance for facilities, transportation, technology and school safety measures.

System Debt

TOTAL DEBT⁶	\$5,034,497	DEBT PER STUDENT	\$2,487
-------------------------------	--------------------	-------------------------	----------------

⁶ The debt totals in system audit reports may differ due to audit adjustments.



ALABAMA
ASSOCIATION OF
SCHOOL BOARDS

Sally Smith, J.D.
Executive Director

Tracey A. Meyer
Governmental Relations Coordinator

43 South Jackson Street
Montgomery, Alabama 36104

1-800-562-0601 | AlabamaSchoolBoards.org

@AlaSchoolBoards Facebook.com/AlabamaSchoolBoards