



SELMA CITY

SCHOOL SYSTEM SNAPSHOT: 2022 EDITION*

P.O. Box 350 | Selma, AL 36702 | (334) 874-1600


Superintendent

Dr. Avis Williams






Board Members

Danielle Wooten, Dr. Tanya S. Miles, Johnny Moss, Phyllis Houser, Brenda Obomanu

 **\$2,090,742**
Cost of One Month's
Operation/General Fund

 **1.69**
Number of Months
Reserve Balance

By the Numbers

	Schools¹	10
	Students/ADM²	2,769
	Free & Reduced Lunch	76%
	Community Eligibility Program	82%
	Number of Route Buses³	6
	Buses 10 yrs. old or less.....	67%
	Students Bused.....	275
	Full-Time Employees	376
	Teachers.....	183
	Principals/ Assistant Principals.....	13
	Counselors.....	9
	Librarians.....	7
	Other Certified Employees.....	19
	Support Personnel.....	145

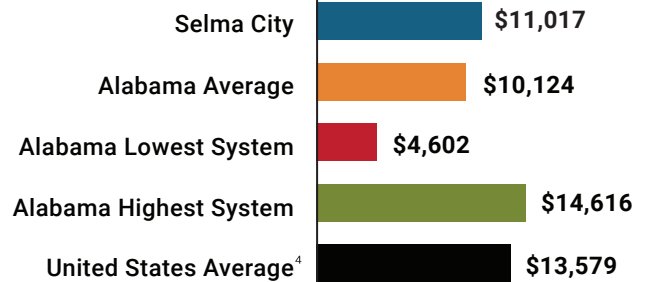
¹ Schools with enrollment, including Alternative and Career Technical Education

² Average Daily Membership (includes virtual students)

³ Data collected in FY20 and used for FY21 funding

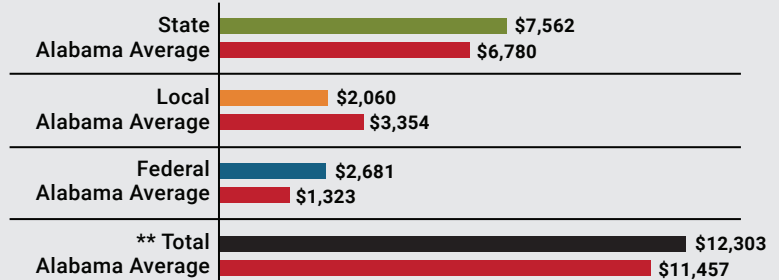
⁴ 2020-2021 NEA Rankings of the States

Total Per-Pupil Expenditures (PPE)



Per-Pupil Revenue Sources

Selma City Revenue Sources



31
STATE
RANK

101
LOCAL
RANK

9
FEDERAL
RANK

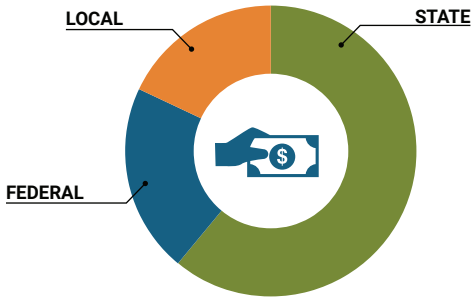
OVERALL SYSTEM RANK 33

** Total Revenue Among 138 School Systems

* THIS REPORT INCLUDES FISCAL YEAR 2020 DATA

School System Revenue

How was your school system funded?¹



\$20,939,872	STATE	61%
\$7,423,216	FEDERAL	21%
\$6,224,686	LOCAL	18%
\$1,318,080	Local 10-Mill Match	
\$4,906,606	AVAILABLE LOCAL REVENUE	

VALUE OF 1-MILL For Your School System

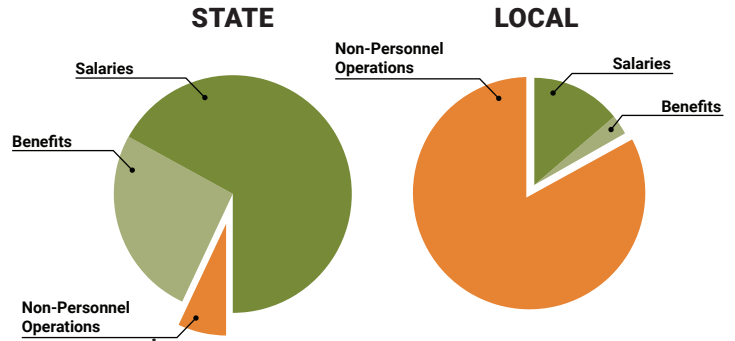
\$131,808

School System Spending

How did your school system spend state & local dollars?¹

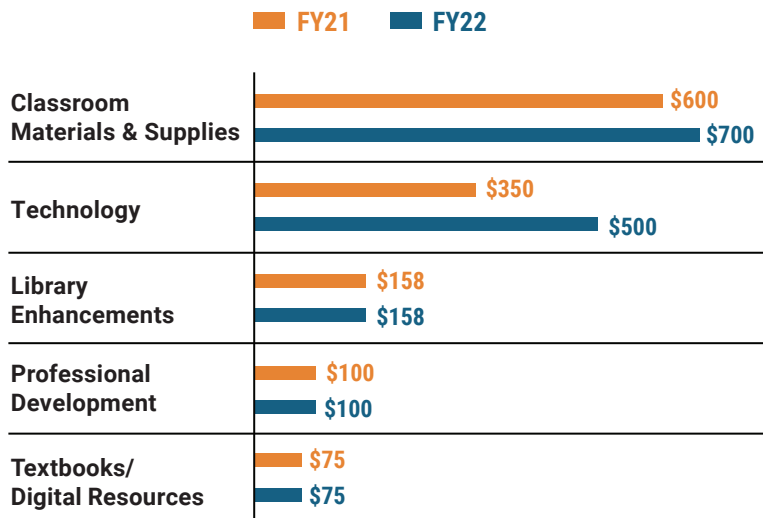
	STATE SPENDING ^{2,3}	LOCAL SPENDING ²
Salaries	\$13,740,601	\$410,376
Benefits	\$5,465,569	\$87,903
Non-Personnel Operations	\$1,440,825	\$2,393,606
TOTAL	\$20,646,995	\$2,891,885

¹ Revenues and expenditures may contain nominal variances due to rounding
² Does not include debt service or capital outlay
³ Includes 10-mill match
⁴ Such as utilities, operations & maintenance, etc.



Only 7% of state funding is available for non-personnel expenditures⁴

Instructional Support



Educational Advancement & Technology Fund⁵

FY21	\$774,577
FY20	\$699,194
FY19	\$844,564

⁵ These one-time supplemental funds may be used for repairs and deferred maintenance, classroom instructional supplies, insurance for facilities, transportation, technology and school safety measures.

System Debt

TOTAL DEBT⁶	DEBT PER STUDENT
\$29,804,211	\$10,764

⁶ The debt totals in system audit reports may differ due to audit adjustments.



ALABAMA ASSOCIATION OF SCHOOL BOARDS

Sally Smith, J.D.
Executive Director

Tracey A. Meyer
Governmental Relations Coordinator

43 South Jackson Street
Montgomery, Alabama 36104

1-800-562-0601 | AlabamaSchoolBoards.org

@AlaSchoolBoards Facebook.com/AlabamaSchoolBoards