



# SATSUMA CITY

## SCHOOL SYSTEM SNAPSHOT: 2022 EDITION\*

P.O. Box 939 | Satsuma, AL 36572 | (251) 380-8200

Superintendent

Dr. Faron Hollinger (Interim)

Board Members

James Woosley, Linda Robbins, Stephanie S. Gatlin, Valenda Lankford



**\$1,061,524**

Cost of One Month's  
Operation/General Fund



**2.53**

Number of Months  
Reserve Balance

### By the Numbers



Schools<sup>1</sup> ..... 2



Students/ADM<sup>2</sup> ..... 1,556



Free & Reduced Lunch ..... 40%

Community Eligibility Program ..... 19%



Number of Route Buses<sup>3</sup> ..... 11

Buses 10 yrs. old or less ..... 73%

Students Bused ..... 436



Full-Time Employees ..... 153

Teachers ..... 91

Principals/  
Assistant Principals ..... 5

Counselors ..... 3

Librarians ..... 2

Other Certified Employees ..... 3

Support Personnel ..... 49

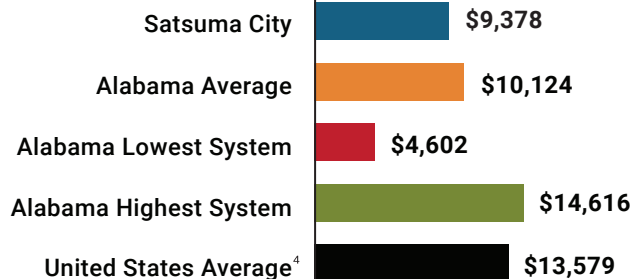
<sup>1</sup> Schools with enrollment, including Alternative and Career Technical Education

<sup>2</sup> Average Daily Membership (includes virtual students)

<sup>3</sup> Data collected in FY20 and used for FY21 funding

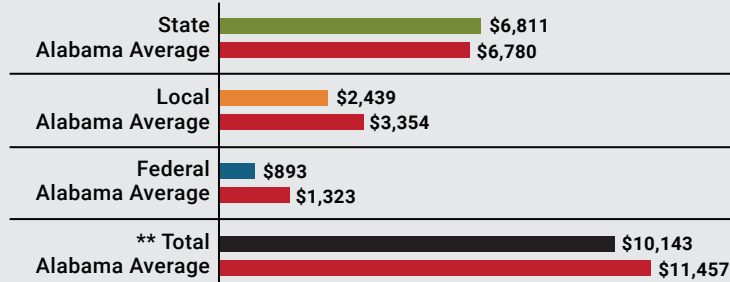
<sup>4</sup> 2020-2021 NEA Rankings of the States

### Total Per-Pupil Expenditures (PPE)



### Per-Pupil Revenue Sources

#### Satsuma City Revenue Sources



**95**

STATE  
RANK

**74**

LOCAL  
RANK

**119**

FEDERAL  
RANK

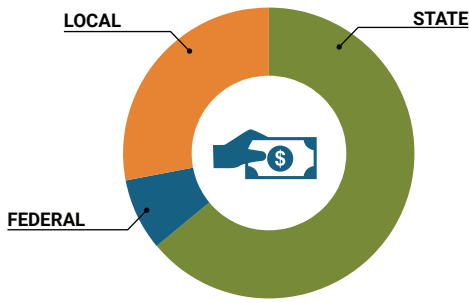
**OVERALL SYSTEM RANK 127**

\*\* Total Revenue Among 138 School Systems

\* THIS REPORT INCLUDES FISCAL YEAR 2020 DATA

# School System Revenue

## How was your school system funded?<sup>1</sup>



\$10,597,711	STATE	64%
\$1,389,863	FEDERAL	8%
\$4,670,918	LOCAL	28%
\$478,070	Local 10-Mill Match	
<b>\$4,192,848</b>	<b>AVAILABLE LOCAL REVENUE</b>	

### VALUE OF 1-MILL For Your School System

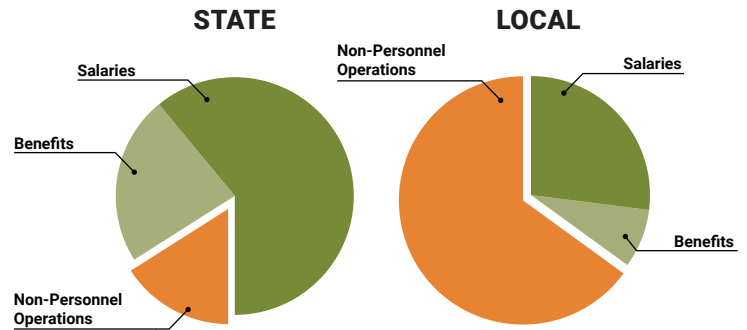
**\$47,807**

# School System Spending

## How did your school system spend state & local dollars?<sup>1</sup>

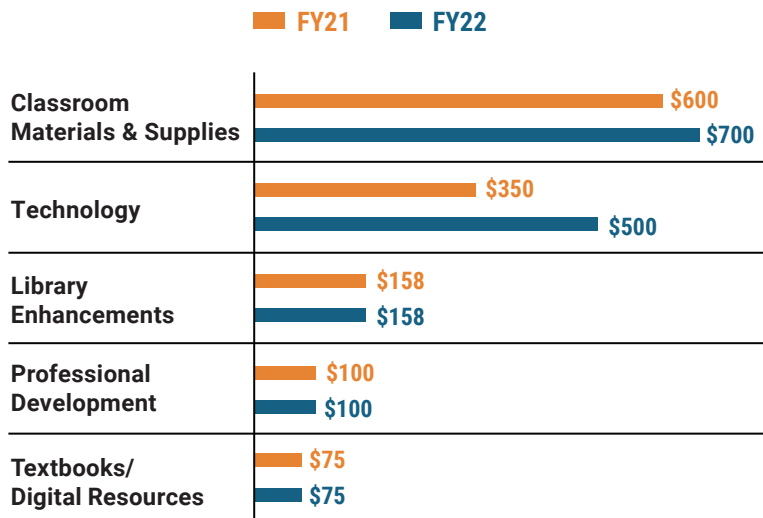
	STATE SPENDING <sup>2,3</sup>	LOCAL SPENDING <sup>2</sup>
Salaries	\$6,316,283	\$750,191
Benefits	\$2,429,739	\$219,986
Non-Personnel Operations	\$1,615,273	\$1,793,521
<b>TOTAL</b>	<b>\$10,361,295</b>	<b>\$2,763,698</b>

<sup>1</sup> Revenues and expenditures may contain nominal variances due to rounding  
<sup>2</sup> Does not include debt service or capital outlay  
<sup>3</sup> Includes 10-mill match  
<sup>4</sup> Such as utilities, operations & maintenance, etc.



**Only 16% of state funding is available for non-personnel expenditures<sup>4</sup>**

# Instructional Support



# Educational Advancement & Technology Fund<sup>5</sup>

FY21	\$435,298
FY20	\$360,354
FY19	\$393,844

<sup>5</sup> These one-time supplemental funds may be used for repairs and deferred maintenance, classroom instructional supplies, insurance for facilities, transportation, technology and school safety measures.

# System Debt

<b>TOTAL DEBT<sup>6</sup></b>	<b>DEBT PER STUDENT</b>
<b>\$50,503,078</b>	<b>\$32,457</b>

<sup>6</sup> The debt totals in system audit reports may differ due to audit adjustments.



ALABAMA  
ASSOCIATION OF  
SCHOOL BOARDS

Sally Smith, J.D.  
Executive Director

Tracey A. Meyer  
Governmental Relations Coordinator

43 South Jackson Street  
Montgomery, Alabama 36104

1-800-562-0601 | [AlabamaSchoolBoards.org](http://AlabamaSchoolBoards.org)

@AlaSchoolBoards Facebook.com/AlabamaSchoolBoards