



ROANOKE CITY

SCHOOL SYSTEM SNAPSHOT: 2022 EDITION*

P.O. Box 1367 | Roanoke, AL 36274 | (334) 863-2628


Superintendent

Gregory Foster






Board Members

Regina M. Joiner, Rosalyn Houston Langston, Steve Burns, James T. Brown, Robert Lon Hurst

 **\$1,017,532**
Cost of One Month's
Operation/General Fund

 **2.56**
Number of Months
Reserve Balance

By the Numbers

	Schools¹	4
	Students/ADM²	1,416
	Free & Reduced Lunch	44%
	Community Eligibility Program	51%
	Number of Route Buses³	4
	Buses 10 yrs. old or less.....	100%
	Students Bused.....	199
	Full-Time Employees	172
	Teachers.....	87
	Principals/ Assistant Principals.....	6
	Counselors.....	3
	Librarians.....	3
	Other Certified Employees.....	6
	Support Personnel.....	67

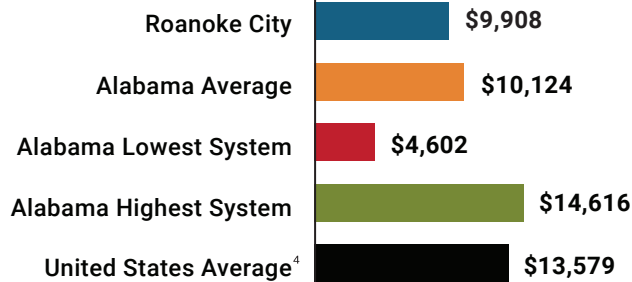
¹ Schools with enrollment, including Alternative and Career Technical Education

² Average Daily Membership (includes virtual students)

³ Data collected in FY20 and used for FY21 funding

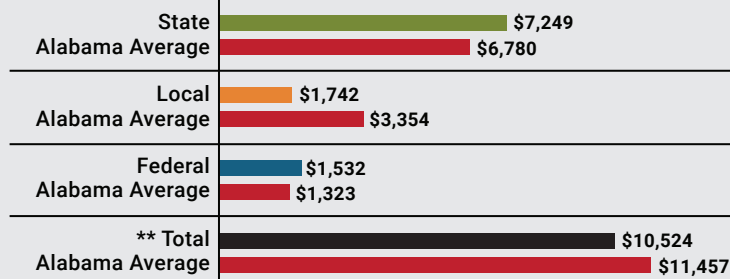
⁴ 2020-2021 NEA Rankings of the States

Total Per-Pupil Expenditures (PPE)



Per-Pupil Revenue Sources

Roanoke City Revenue Sources



61
STATE
RANK

121
LOCAL
RANK

53
FEDERAL
RANK

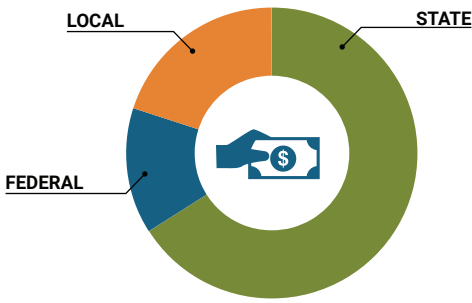
OVERALL SYSTEM RANK 108

** Total Revenue Among 138 School Systems

* THIS REPORT INCLUDES FISCAL YEAR 2020 DATA

School System Revenue

How was your school system funded?¹



\$10,265,026	STATE	66%
\$2,169,790	FEDERAL	14%
\$3,186,502	LOCAL	20%
<u>\$537,850</u>	Local 10-Mill Match	
\$2,648,652	AVAILABLE LOCAL REVENUE	

VALUE OF 1-MILL
For Your School System

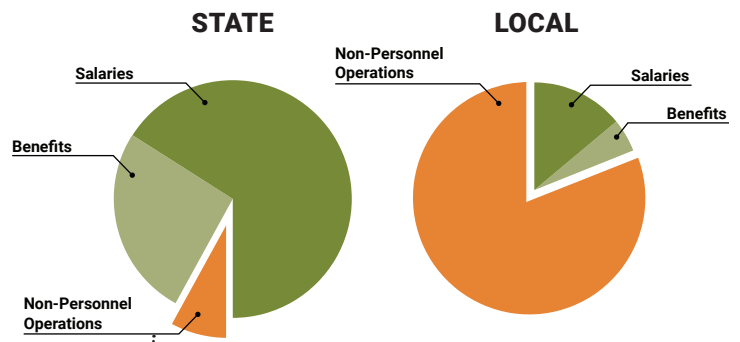
\$53,785

School System Spending

How did your school system spend state & local dollars?¹

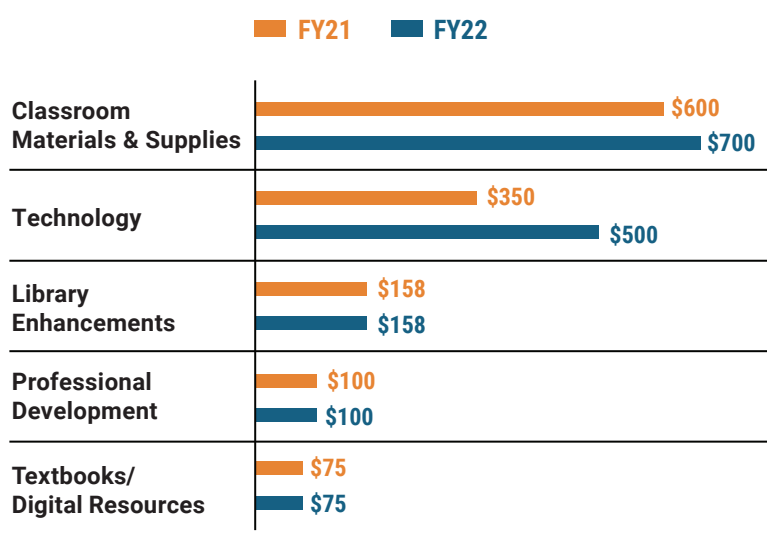
	STATE SPENDING ^{2,3}	LOCAL SPENDING ²
Salaries	\$6,970,015	\$251,568
Benefits	\$2,710,643	\$101,533
Non-Personnel Operations	\$836,939	\$1,552,141
TOTAL	\$10,517,596	\$1,905,243

¹ Revenues and expenditures may contain nominal variances due to rounding
² Does not include debt service or capital outlay
³ Includes 10-mill match
⁴ Such as utilities, operations & maintenance, etc.



Only 8% of state funding is available for non-personnel expenditures⁴

Instructional Support



Educational Advancement & Technology Fund⁵

FY21	\$396,057
FY20	\$351,382
FY19	\$402,391

⁵ These one-time supplemental funds may be used for repairs and deferred maintenance, classroom instructional supplies, insurance for facilities, transportation, technology and school safety measures.

System Debt

TOTAL DEBT⁶	DEBT PER STUDENT
\$5,389,845	\$3,806

⁶ The debt totals in system audit reports may differ due to audit adjustments.



Sally Smith, J.D.
Executive Director

Tracey A. Meyer
Governmental Relations Coordinator

43 South Jackson Street
Montgomery, Alabama 36104

1-800-562-0601 | AlabamaSchoolBoards.org

@AlaSchoolBoards | [Facebook.com/AlabamaSchoolBoards](https://www.facebook.com/AlabamaSchoolBoards)