



PIKE ROAD CITY

SCHOOL SYSTEM SNAPSHOT: 2022 EDITION*
 696 Georgia Washington Road | Pike Road, AL 36064 | (334) 420-5309


Superintendent

Dr. Chuck Ledbetter






Board Members

Cacyce Davis, Tommy Ratliff, Torre Smith, Jarrod Williams, Ethan Taylor

 **\$1,340,108**
 Cost of One Month's
 Operation/General Fund

 **1.81**
 Number of Months
 Reserve Balance

By the Numbers

	Schools¹	3
	Students/ADM²	2,183
	Free & Reduced Lunch	20%
	Community Eligibility Program	19%
	Number of Route Buses³	32
	Buses 10 yrs. old or less.....	97%
	Students Bused.....	1,838
	Full-Time Employees	218
	Teachers.....	127
	Principals/ Assistant Principals.....	7
	Counselors.....	4
	Librarians.....	2
	Other Certified Employees.....	5
	Support Personnel.....	73

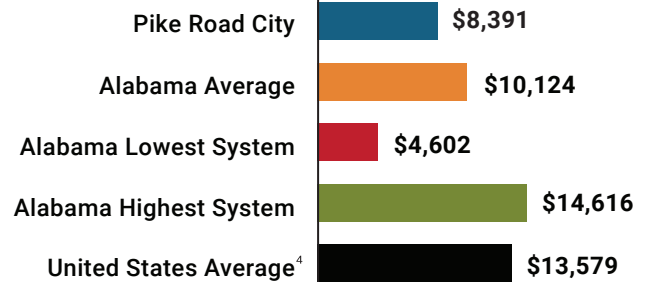
¹ Schools with enrollment, including Alternative and Career Technical Education

² Average Daily Membership (includes virtual students)

³ Data collected in FY20 and used for FY21 funding

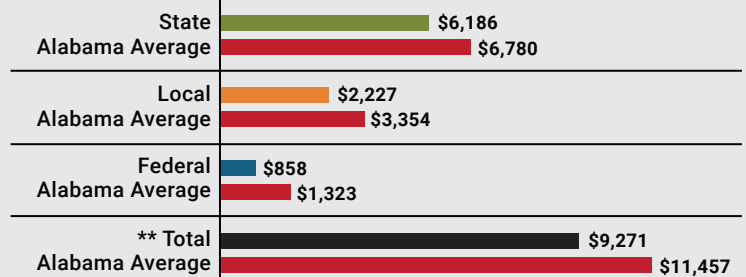
⁴ 2020-2021 NEA Rankings of the States

Total Per-Pupil Expenditures (PPE)



Per-Pupil Revenue Sources

Pike Road City Revenue Sources



126
STATE
RANK

91
LOCAL
RANK

125
FEDERAL
RANK

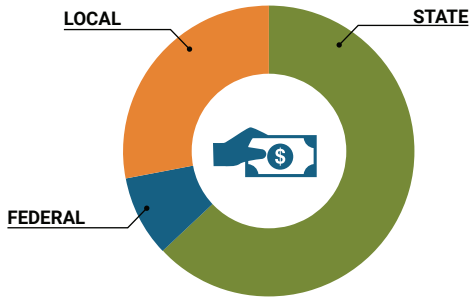
OVERALL SYSTEM RANK 136

** Total Revenue Among 138 School Systems

* THIS REPORT INCLUDES FISCAL YEAR 2020 DATA

School System Revenue

How was your school system funded?¹



\$13,504,666	STATE	63%
\$1,873,267	FEDERAL	9%
\$6,013,760	LOCAL	28%
\$1,452,190	Local 10-Mill Match	
\$4,561,570	AVAILABLE LOCAL REVENUE	

VALUE OF 1-MILL For Your School System

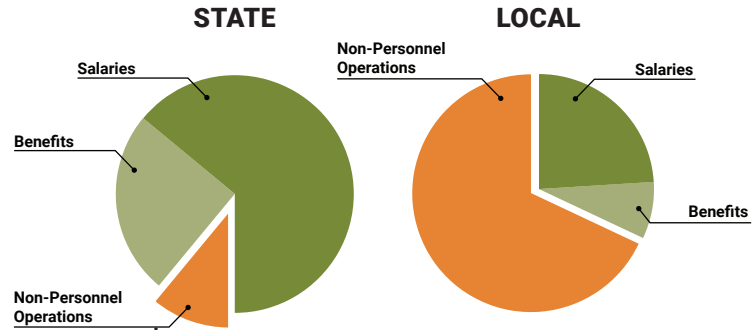
\$145,219

School System Spending

How did your school system spend state & local dollars?¹

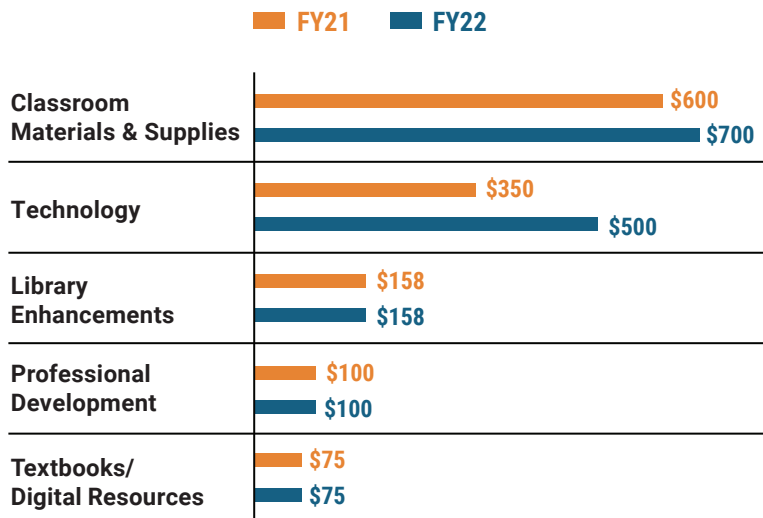
	STATE SPENDING ^{2,3}	LOCAL SPENDING ²
Salaries	\$8,834,115	\$861,717
Benefits	\$3,471,221	\$270,993
Non-Personnel Operations	\$1,562,850	\$2,449,550
TOTAL	\$13,868,186	\$3,582,261

- ¹ Revenues and expenditures may contain nominal variances due to rounding
² Does not include debt service or capital outlay
³ Includes 10-mill match
⁴ Such as utilities, operations & maintenance, etc.



Only 11% of state funding is available for non-personnel expenditures⁴

Instructional Support



Educational Advancement & Technology Fund⁵

FY21	\$610,496
FY20	\$442,956
FY19	\$425,292

⁵ These one-time supplemental funds may be used for repairs and deferred maintenance, classroom instructional supplies, insurance for facilities, transportation, technology and school safety measures.

System Debt

TOTAL DEBT⁶	DEBT PER STUDENT
\$12,220,993	\$5,598

⁶ The debt totals in system audit reports may differ due to audit adjustments.



ALABAMA
ASSOCIATION OF
SCHOOL BOARDS

Sally Smith, J.D.
Executive Director

Tracey A. Meyer
Governmental Relations Coordinator

43 South Jackson Street
Montgomery, Alabama 36104

1-800-562-0601 | AlabamaSchoolBoards.org

@AlaSchoolBoards Facebook.com/AlabamaSchoolBoards