



PIEDMONT CITY

SCHOOL SYSTEM SNAPSHOT: 2022 EDITION*

502 Hood Street W. | Piedmont, AL 36272 | (256) 447-8831

Superintendent

Mike Hayes

Board Members

Kisha Mitchell, Bruce Adderhold, Franklin Latta, Shannon Ray, Brian Young



\$829,699

Cost of One Month's
Operation/General Fund



1.05

Number of Months
Reserve Balance

By the Numbers



Schools¹ 3



Students/ADM² 1,062



Free & Reduced Lunch 63%
Community Eligibility Program 44%



Number of Route Buses³ 0

Buses 10 yrs. old or less **0%**

Students Bused **0**



Full-Time Employees 117

Teachers **67**

Principals/
Assistant Principals **5**

Counselors **3**

Librarians **3**

Other Certified Employees **3**

Support Personnel **36**

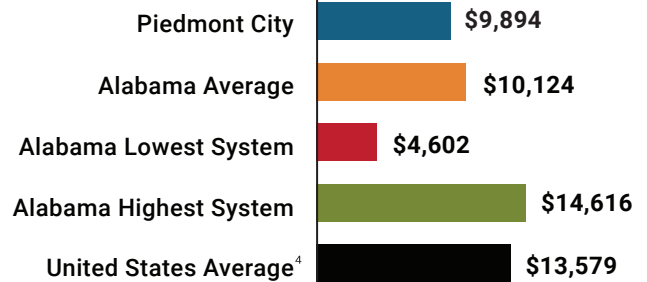
¹ Schools with enrollment, including Alternative and Career Technical Education

² Average Daily Membership (includes virtual students)

³ Data collected in FY20 and used for FY21 funding

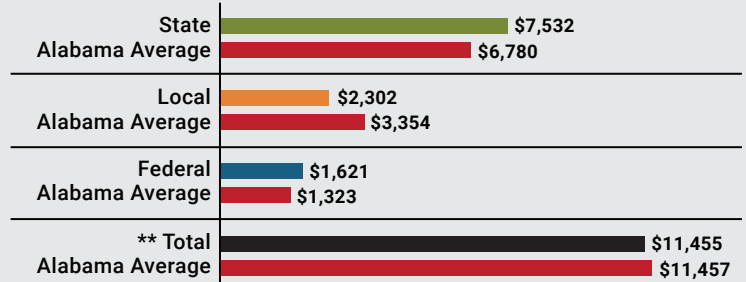
⁴ 2020-2021 NEA Rankings of the States

Total Per-Pupil Expenditures (PPE)



Per-Pupil Revenue Sources

Piedmont City Revenue Sources



34

STATE
RANK

85

LOCAL
RANK

46

FEDERAL
RANK

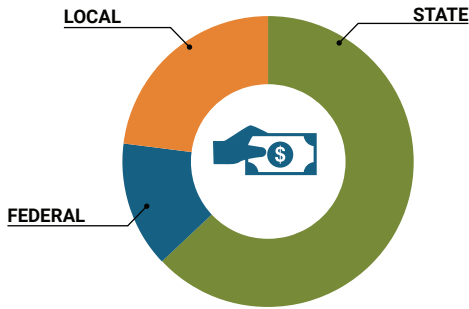
OVERALL SYSTEM RANK 63

** Total Revenue Among 138 School Systems

* THIS REPORT INCLUDES FISCAL YEAR 2020 DATA

School System Revenue

How was your school system funded?¹



\$7,998,879	STATE	63%
\$1,721,676	FEDERAL	14%
\$2,933,055	LOCAL	23%
<u>\$488,620</u>	Local 10-Mill Match	
\$2,444,435	AVAILABLE LOCAL REVENUE	

VALUE OF 1-MILL
For Your School System

\$48,862

School System Spending

How did your school system spend state & local dollars?¹

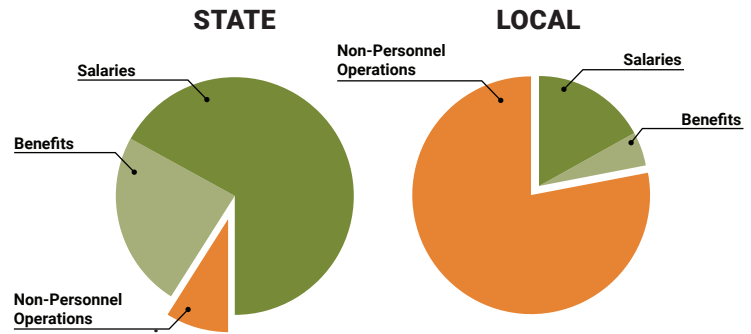
	STATE SPENDING ^{2,3}	LOCAL SPENDING ²
Salaries	\$5,476,280	\$234,469
Benefits	\$1,979,350	\$68,533
Non-Personnel Operations	\$732,878	\$1,108,540
TOTAL	\$8,188,508	\$1,411,542

¹ Revenues and expenditures may contain nominal variances due to rounding

² Does not include debt service or capital outlay

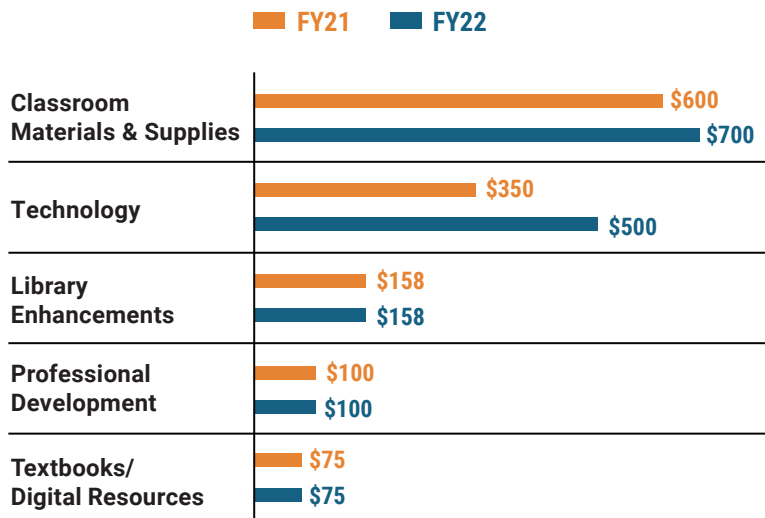
³ Includes 10-mill match

⁴ Such as utilities, operations & maintenance, etc.



Only 9% of state funding is available for non-personnel expenditures⁴

Instructional Support



Educational Advancement & Technology Fund⁵

FY21	\$296,906
FY20	\$266,026
FY19	\$306,608

⁵ These one-time supplemental funds may be used for repairs and deferred maintenance, classroom instructional supplies, insurance for facilities, transportation, technology and school safety measures.

System Debt

TOTAL DEBT⁶	\$1,685,814	DEBT PER STUDENT	\$1,587
-------------------------------	--------------------	-------------------------	----------------

⁶ The debt totals in system audit reports may differ due to audit adjustments.



ALABAMA
ASSOCIATION OF
SCHOOL BOARDS

Sally Smith, J.D.
Executive Director

Tracey A. Meyer
Governmental Relations Coordinator

43 South Jackson Street
Montgomery, Alabama 36104

1-800-562-0601 | AlabamaSchoolBoards.org

[@AlaSchoolBoards](https://twitter.com/AlaSchoolBoards) [Facebook.com/AlabamaSchoolBoards](https://www.facebook.com/AlabamaSchoolBoards)