



PHENIX CITY

SCHOOL SYSTEM SNAPSHOT: 2022 EDITION*

P.O. Box 460 | Phenix City, AL 36868 | (334) 298-0534 x102

Superintendent

Randy Wilkes






Board Members

Florence W. Bellamy, Rev. Jonathan Taylor, Yolaunda M. Daniel, Rev. Brady Baird, Rev. KeAnthony Brooks, James E. Patrick, Katrina Collier-Long

 **\$4,770,055**
Cost of One Month's
Operation/General Fund

 **3.02**
Number of Months
Reserve Balance

By the Numbers

	Schools¹	11
	Students/ADM²	7,218
	Free & Reduced Lunch	69%
	Community Eligibility Program	46%
	Number of Route Buses³	54
	Buses 10 yrs. old or less.....	78%
	Students Bused.....	3,864
	Full-Time Employees	832
	Teachers.....	456
	Principals/ Assistant Principals.....	23
	Counselors.....	16
	Librarians.....	12
	Other Certified Employees.....	21
	Support Personnel.....	304

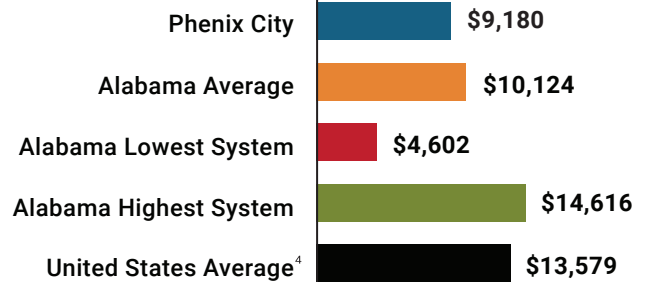
¹ Schools with enrollment, including Alternative and Career Technical Education

² Average Daily Membership (includes virtual students)

³ Data collected in FY20 and used for FY21 funding

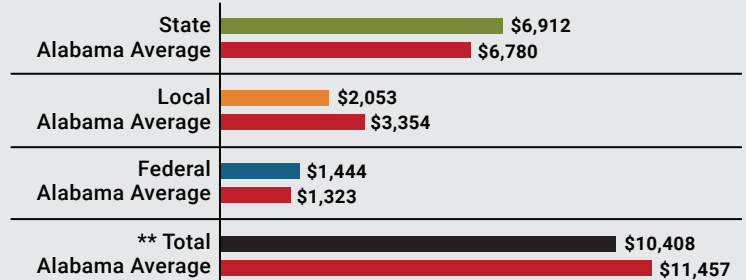
⁴ 2020-2021 NEA Rankings of the States

Total Per-Pupil Expenditures (PPE)



Per-Pupil Revenue Sources

Phenix City Revenue Sources



87
STATE
RANK

103
LOCAL
RANK

67
FEDERAL
RANK

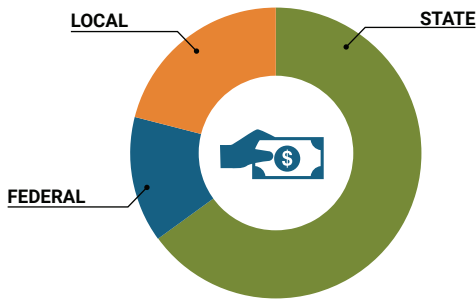
OVERALL SYSTEM RANK 115

** Total Revenue Among 138 School Systems

* THIS REPORT INCLUDES FISCAL YEAR 2020 DATA

School System Revenue

How was your school system funded?¹



\$49,892,526	STATE	65%
\$10,419,441	FEDERAL	14%
\$16,473,167	LOCAL	21%
— \$2,554,430	Local 10-Mill Match	
\$13,918,737	AVAILABLE LOCAL REVENUE	

VALUE OF 1-MILL
For Your School System

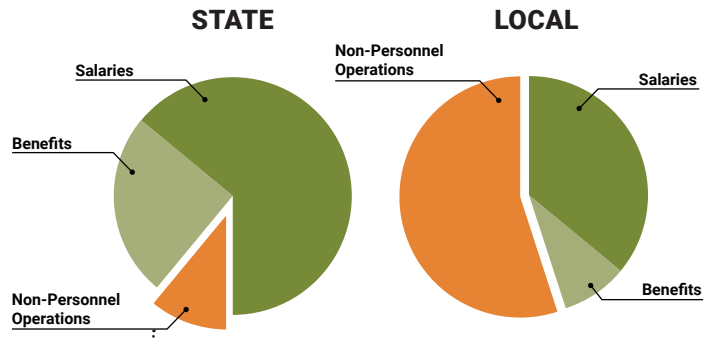
\$255,443

School System Spending

How did your school system spend state & local dollars?¹

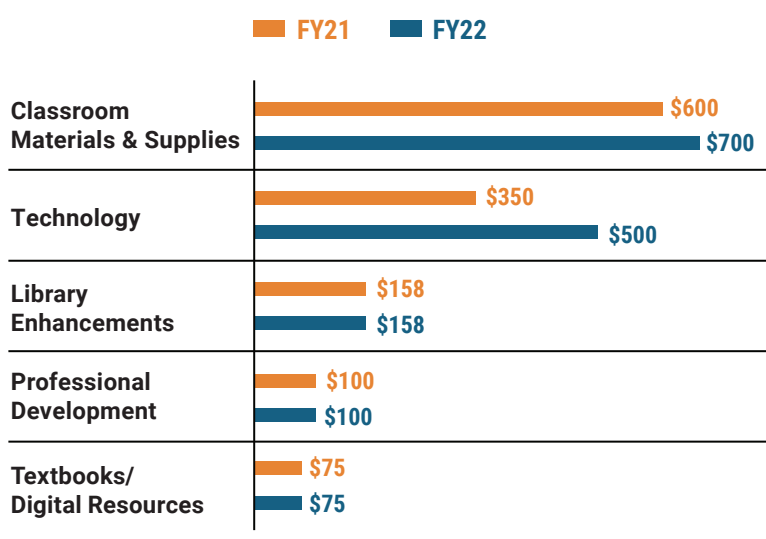
	STATE SPENDING ^{2,3}	LOCAL SPENDING ²
Salaries	\$31,235,161	\$3,373,446
Benefits	\$12,378,835	\$879,576
Non-Personnel Operations	\$5,544,236	\$5,146,678
TOTAL	\$49,158,232	\$9,399,700

¹ Revenues and expenditures may contain nominal variances due to rounding
² Does not include debt service or capital outlay
³ Includes 10-mill match
⁴ Such as utilities, operations & maintenance, etc.



Only 11% of state funding is available for non-personnel expenditures⁴

Instructional Support



Educational Advancement & Technology Fund⁵



⁵ These one-time supplemental funds may be used for repairs and deferred maintenance, classroom instructional supplies, insurance for facilities, transportation, technology and school safety measures.

System Debt

TOTAL DEBT⁶	DEBT PER STUDENT
\$65,526,756	\$9,078

⁶ The debt totals in system audit reports may differ due to audit adjustments.



Sally Smith, J.D.
Executive Director

Tracey A. Meyer
Governmental Relations Coordinator

43 South Jackson Street
Montgomery, Alabama 36104

1-800-562-0601 | AlabamaSchoolBoards.org

@AlaSchoolBoards | [Facebook.com/AlabamaSchoolBoards](https://www.facebook.com/AlabamaSchoolBoards)