



PELL CITY

SCHOOL SYSTEM SNAPSHOT: 2022 EDITION*


3105 15th Avenue N. | Pell City, AL 35125 | (205) 884-4440


Superintendent

Dr. James Martin






Board Members

Cecil Fomby, Laurie Henderson, Joe Sawyer, Norman D. Wilder, Greg Crump

 **\$3,031,626**
Cost of One Month's
Operation/General Fund

 **1.99**
Number of Months
Reserve Balance

By the Numbers

	Schools¹	8
	Students/ADM²	4,062
	Free & Reduced Lunch	50%
	Community Eligibility Program	38%
	Number of Route Buses³	46
	Buses 10 yrs. old or less.....	70%
	Students Bused.....	1,717
	Full-Time Employees	464
	Teachers.....	241
	Principals/ Assistant Principals.....	12
	Counselors.....	10
	Librarians.....	8
	Other Certified Employees.....	14
	Support Personnel.....	179

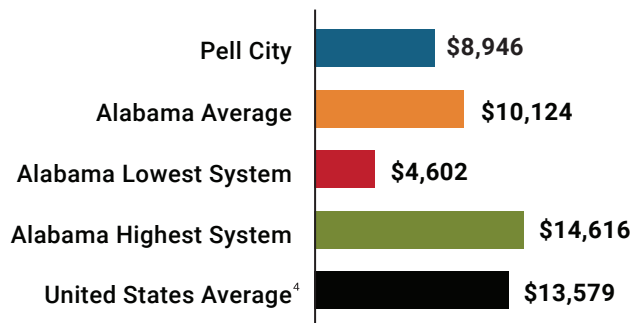
¹ Schools with enrollment, including Alternative and Career Technical Education

² Average Daily Membership (includes virtual students)

³ Data collected in FY20 and used for FY21 funding

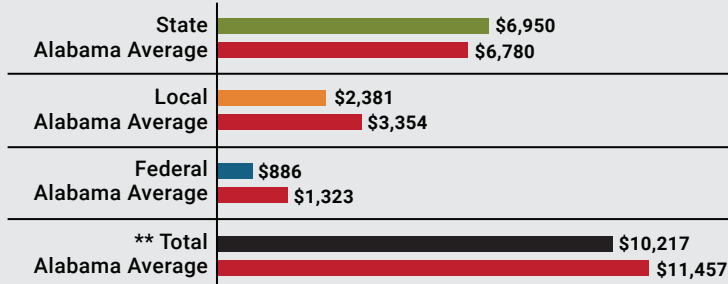
⁴ 2020-2021 NEA Rankings of the States

Total Per-Pupil Expenditures (PPE)



Per-Pupil Revenue Sources

Pell City Revenue Sources



86
STATE
RANK

80
LOCAL
RANK

121
FEDERAL
RANK

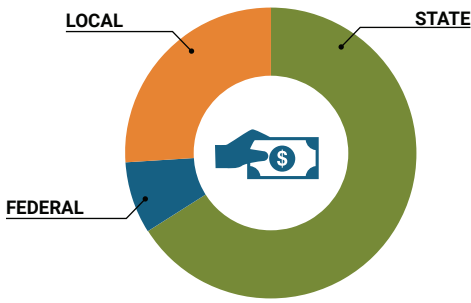
OVERALL SYSTEM RANK 125

** Total Revenue Among 138 School Systems

* THIS REPORT INCLUDES FISCAL YEAR 2020 DATA

School System Revenue

How was your school system funded?¹



\$28,229,831	STATE	66%
\$3,599,004	FEDERAL	8%
\$10,705,737	LOCAL	25%
— \$2,565,850	Local 10-Mill Match	
\$8,139,887	AVAILABLE LOCAL REVENUE	

VALUE OF 1-MILL
For Your School System

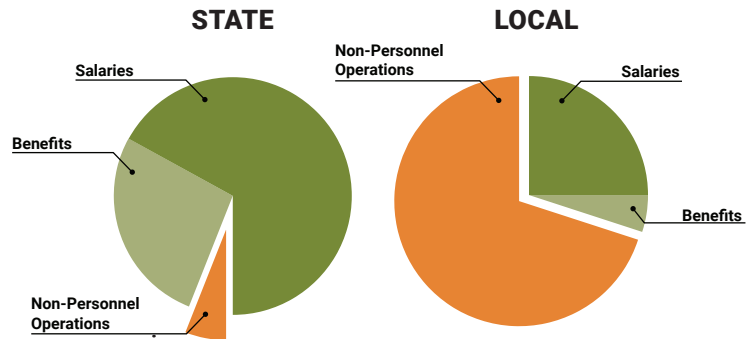
\$256,585

School System Spending

How did your school system spend state & local dollars?¹

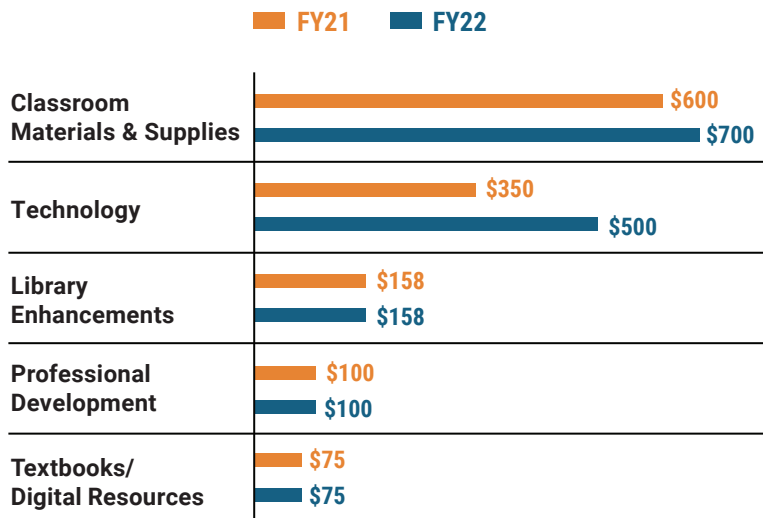
	STATE SPENDING ^{2,3}	LOCAL SPENDING ²
Salaries	\$18,422,859	\$1,192,837
Benefits	\$7,278,555	\$259,174
Non-Personnel Operations	\$1,654,211	\$3,424,512
TOTAL	\$27,355,625	\$4,876,523

¹ Revenues and expenditures may contain nominal variances due to rounding
² Does not include debt service or capital outlay
³ Includes 10-mill match
⁴ Such as utilities, operations & maintenance, etc.



Only 6% of state funding is available for non-personnel expenditures⁴

Instructional Support



Educational Advancement & Technology Fund⁵



⁵ These one-time supplemental funds may be used for repairs and deferred maintenance, classroom instructional supplies, insurance for facilities, transportation, technology and school safety measures.

System Debt

TOTAL DEBT⁶	DEBT PER STUDENT
\$21,305,964	\$5,246

⁶ The debt totals in system audit reports may differ due to audit adjustments.



ALABAMA
ASSOCIATION OF
SCHOOL BOARDS

Sally Smith, J.D.
Executive Director

Tracey A. Meyer
Governmental Relations Coordinator

43 South Jackson Street
Montgomery, Alabama 36104

1-800-562-0601 | AlabamaSchoolBoards.org

@AlaSchoolBoards Facebook.com/AlabamaSchoolBoards