



OZARK CITY

SCHOOL SYSTEM SNAPSHOT: 2022 EDITION*

860 N. US Hwy 231 | Ozark, AL 36360 | (334) 774-5197

Superintendent

Reevice Gritman






Board Members

Larry Hicks, Theresa Locke, Leslie Reeder, J. Nicholas Bull, Herman Jackson

 **\$1,453,965**
Cost of One Month's
Operation/General Fund

 **3.09**
Number of Months
Reserve Balance

By the Numbers

	Schools¹	5
	Students/ADM²	2,041
	Free & Reduced Lunch	68%
	Community Eligibility Program	55%
	Number of Route Buses³	36
	Buses 10 yrs. old or less.....	97%
	Students Bused.....	1,446
	Full-Time Employees	254
	Teachers.....	134
	Principals/ Assistant Principals.....	10
	Counselors.....	6
	Librarians.....	3
	Other Certified Employees.....	7
	Support Personnel.....	94

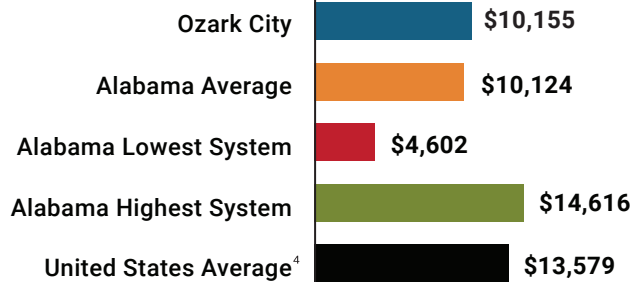
¹ Schools with enrollment, including Alternative and Career Technical Education

² Average Daily Membership (includes virtual students)

³ Data collected in FY20 and used for FY21 funding

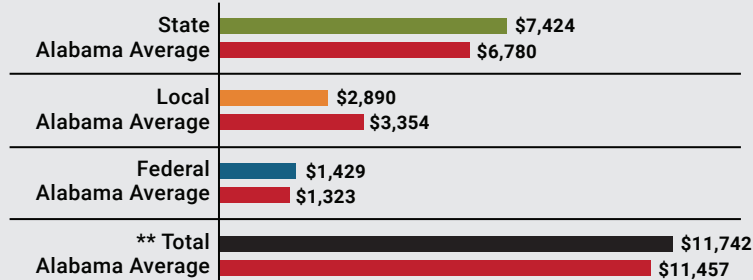
⁴ 2020-2021 NEA Rankings of the States

Total Per-Pupil Expenditures (PPE)



Per-Pupil Revenue Sources

Ozark City Revenue Sources



43
STATE
RANK

56
LOCAL
RANK

69
FEDERAL
RANK

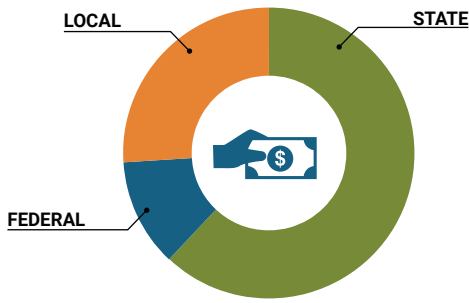
OVERALL SYSTEM RANK 46

** Total Revenue Among 138 School Systems

* THIS REPORT INCLUDES FISCAL YEAR 2020 DATA

School System Revenue

How was your school system funded?¹



\$15,151,444	STATE	61%
\$2,915,976	FEDERAL	12%
\$6,568,281	LOCAL	27%
— \$1,015,140	Local 10-Mill Match	
\$5,553,141	AVAILABLE LOCAL REVENUE	

VALUE OF 1-MILL For Your School System

\$101,514

School System Spending

How did your school system spend state & local dollars?¹

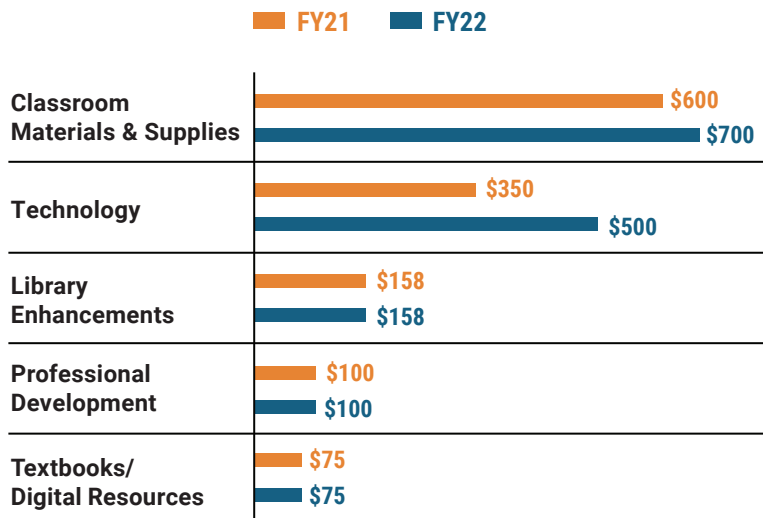
	STATE SPENDING ^{2,3}	LOCAL SPENDING ²
Salaries	\$9,607,792	\$973,405
Benefits	\$3,912,910	\$274,721
Non-Personnel Operations	\$1,551,551	\$1,534,624
TOTAL	\$15,072,254	\$2,782,751

¹ Revenues and expenditures may contain nominal variances due to rounding
² Does not include debt service or capital outlay
³ Includes 10-mill match
⁴ Such as utilities, operations & maintenance, etc.



Only 10% of state funding is available for non-personnel expenditures⁴

Instructional Support



Educational Advancement & Technology Fund⁵

FY21	\$570,920
FY20	\$495,772
FY19	\$551,301

⁵ These one-time supplemental funds may be used for repairs and deferred maintenance, classroom instructional supplies, insurance for facilities, transportation, technology and school safety measures.

System Debt

TOTAL DEBT⁶	DEBT PER STUDENT
\$27,881,962	\$13,661

⁶ The debt totals in system audit reports may differ due to audit adjustments.



ALABAMA ASSOCIATION OF SCHOOL BOARDS

Sally Smith, J.D.
Executive Director

Tracey A. Meyer
Governmental Relations Coordinator

43 South Jackson Street
Montgomery, Alabama 36104

1-800-562-0601 | AlabamaSchoolBoards.org

@AlaSchoolBoards Facebook.com/AlabamaSchoolBoards