



OPP CITY

SCHOOL SYSTEM SNAPSHOT: 2022 EDITION*

P.O. Box 840 | Opp, AL 36467 | (334) 493-3173 x1107

Superintendent

Michael Smithart

Board Members

Dr. Lori Stanfield, Merrill Culverhouse, Dr. Walt Burgess, Andrew McCord,
Dr. Katie Wyatt Fuller



\$965,478

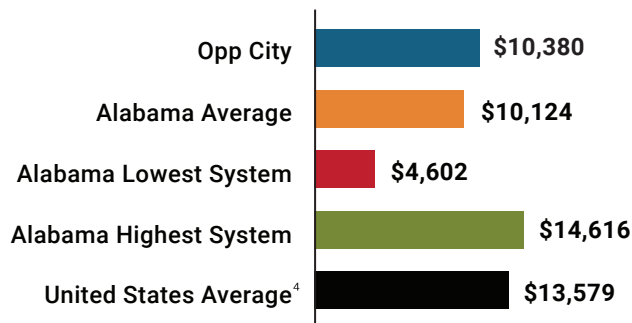
Cost of One Month's
Operation/General Fund



3.05

Number of Months
Reserve Balance

Total Per-Pupil Expenditures (PPE)

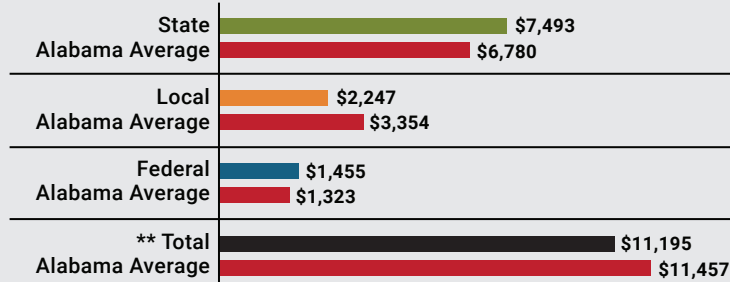


By the Numbers

| | | |
|--|--|--------------|
| | Schools¹ | 3 |
| | Students/ADM² | 1,267 |
| | Free & Reduced Lunch | 58% |
| | Community Eligibility Program | 46% |
| | Number of Route Buses³ | 11 |
| | Buses 10 yrs. old or less..... | 100% |
| | Students Bused..... | 606 |
| | Full-Time Employees | 169 |
| | Teachers..... | 84 |
| | Principals/ Assistant Principals..... | 5 |
| | Counselors..... | 3 |
| | Librarians..... | 3 |
| | Other Certified Employees..... | 5 |
| | Support Personnel..... | 69 |

Per-Pupil Revenue Sources

Opp City Revenue Sources



37

STATE
RANK

88

LOCAL
RANK

65

FEDERAL
RANK

OVERALL SYSTEM RANK 81

** Total Revenue Among 138 School Systems

* THIS REPORT INCLUDES FISCAL YEAR 2020 DATA

¹ Schools with enrollment, including Alternative and Career Technical Education

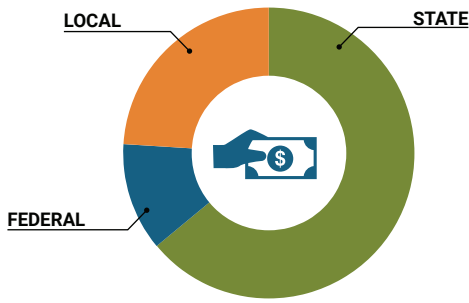
² Average Daily Membership (includes virtual students)

³ Data collected in FY20 and used for FY21 funding

⁴ 2020-2021 NEA Rankings of the States

School System Revenue

How was your school system funded?¹



| | | |
|--------------------|--------------------------------|-----|
| \$9,493,317 | STATE | 64% |
| \$1,843,487 | FEDERAL | 12% |
| \$3,428,007 | LOCAL | 23% |
| <u>\$439,520</u> | Local 10-Mill Match | |
| \$2,988,487 | AVAILABLE LOCAL REVENUE | |

VALUE OF 1-MILL For Your School System

\$43,952

School System Spending

How did your school system spend state & local dollars?¹

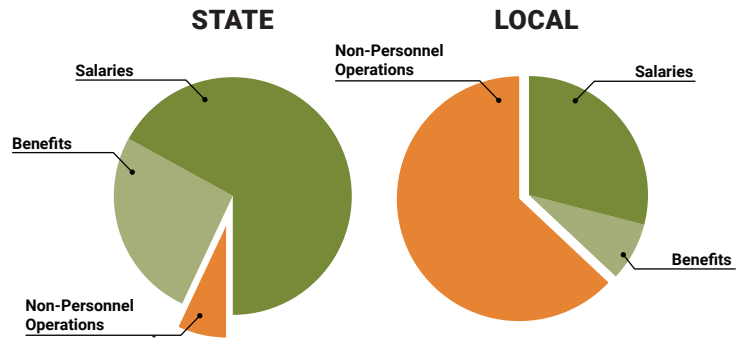
| | STATE SPENDING ^{2,3} | LOCAL SPENDING ² |
|--------------------------|-------------------------------|-----------------------------|
| Salaries | \$6,206,539 | \$642,771 |
| Benefits | \$2,429,209 | \$178,436 |
| Non-Personnel Operations | \$575,356 | \$1,420,098 |
| TOTAL | \$9,211,104 | \$2,241,305 |

¹ Revenues and expenditures may contain nominal variances due to rounding

² Does not include debt service or capital outlay

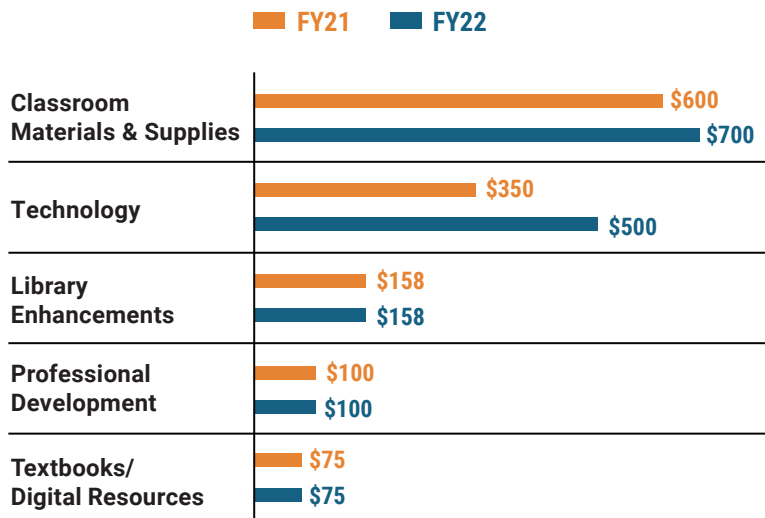
³ Includes 10-mill match

⁴ Such as utilities, operations & maintenance, etc.



Only 6% of state funding is available for non-personnel expenditures⁴

Instructional Support



Educational Advancement & Technology Fund⁵

| | |
|------|-----------|
| FY21 | \$354,313 |
| FY20 | \$301,273 |
| FY19 | \$342,398 |

⁵ These one-time supplemental funds may be used for repairs and deferred maintenance, classroom instructional supplies, insurance for facilities, transportation, technology and school safety measures.

System Debt

| | |
|-------------------------------|-------------------------|
| TOTAL DEBT⁶ | DEBT PER STUDENT |
| \$9,113,569 | \$7,193 |

⁶ The debt totals in system audit reports may differ due to audit adjustments.



ALABAMA
ASSOCIATION OF
SCHOOL BOARDS

Sally Smith, J.D.
Executive Director

Tracey A. Meyer
Governmental Relations Coordinator

43 South Jackson Street
Montgomery, Alabama 36104

1-800-562-0601 | AlabamaSchoolBoards.org

@AlaSchoolBoards Facebook.com/AlabamaSchoolBoards