



OPELIKA CITY

SCHOOL SYSTEM SNAPSHOT: 2022 EDITION*

300 Simmons Street | Opelika, AL 36801 | (334) 745-9700

Superintendent

Dr. Mark Neighbors






Board Members

Dr. J. Kevin Royal, Antione T. Harvis, Patsy Boyd Parker, Chuck Beams, Tipi Miller

 **\$3,616,625**
Cost of One Month's
Operation/General Fund

 **5.07**
Number of Months
Reserve Balance

By the Numbers

	Schools ¹	8
	Students/ADM ²	4,623
	Free & Reduced Lunch.....	68%
	Community Eligibility Program.....	46%
	Number of Route Buses ³	28
	Buses 10 yrs. old or less.....	68%
	Students Bused.....	1,849
	Full-Time Employees.....	584
	Teachers.....	319
	Principals/ Assistant Principals.....	15
	Counselors.....	12
	Librarians.....	9
	Other Certified Employees.....	13
	Support Personnel.....	216

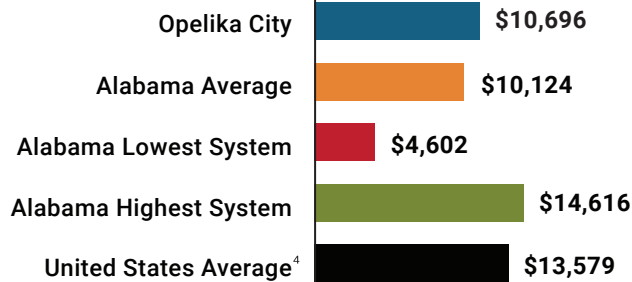
¹ Schools with enrollment, including Alternative and Career Technical Education

² Average Daily Membership (includes virtual students)

³ Data collected in FY20 and used for FY21 funding

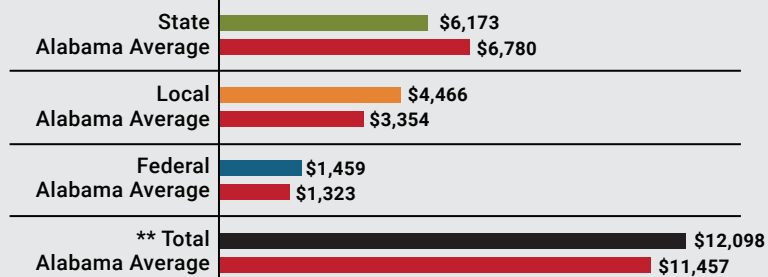
⁴ 2020-2021 NEA Rankings of the States

Total Per-Pupil Expenditures (PPE)



Per-Pupil Revenue Sources

Opelika City Revenue Sources



128
STATE
RANK

20
LOCAL
RANK

63
FEDERAL
RANK

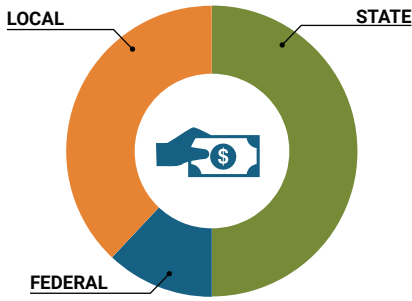
OVERALL SYSTEM RANK 37

** Total Revenue Among 138 School Systems

* THIS REPORT INCLUDES FISCAL YEAR 2020 DATA

School System Revenue

How was your school system funded?¹



\$28,536,835	STATE	50%
\$6,746,163	FEDERAL	12%
\$21,518,700	LOCAL	38%
— \$4,244,640	Local 10-Mill Match	
\$17,274,060	AVAILABLE LOCAL REVENUE	

VALUE OF 1-MILL
For Your School System

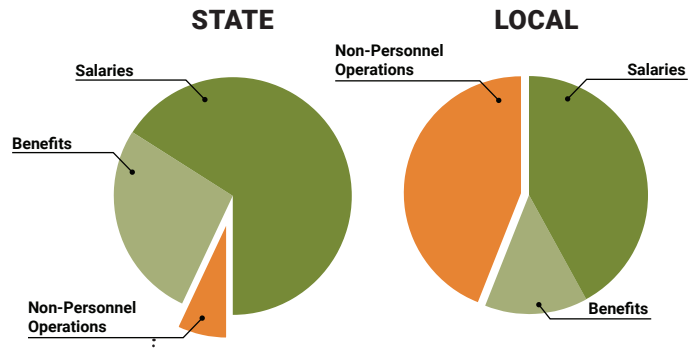
\$424,464

School System Spending

How did your school system spend state & local dollars?¹

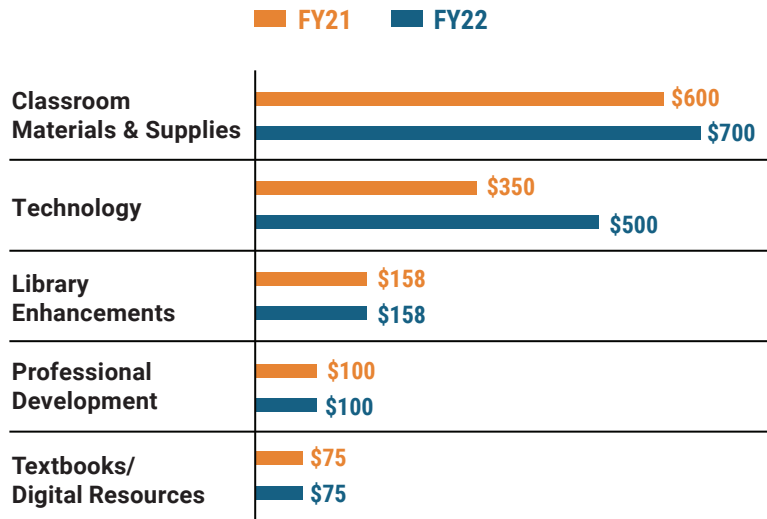
	STATE SPENDING ^{2,3}	LOCAL SPENDING ²
Salaries	\$20,161,451	\$5,072,223
Benefits	\$8,028,633	\$1,654,050
Non-Personnel Operations	\$2,054,121	\$5,304,202
TOTAL	\$30,235,606	\$12,030,475

¹ Revenues and expenditures may contain nominal variances due to rounding
² Does not include debt service or capital outlay
³ Includes 10-mill match
⁴ Such as utilities, operations & maintenance, etc.

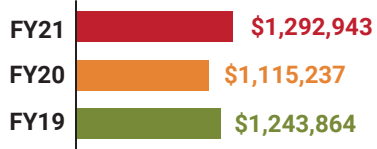


Only 7% of state funding is available for non-personnel expenditures⁴

Instructional Support



Educational Advancement & Technology Fund⁵



⁵ These one-time supplemental funds may be used for repairs and deferred maintenance, classroom instructional supplies, insurance for facilities, transportation, technology and school safety measures.

System Debt

TOTAL DEBT⁶	DEBT PER STUDENT
\$2,212,042	\$478

⁶ The debt totals in system audit reports may differ due to audit adjustments.