



ONEONTA CITY

SCHOOL SYSTEM SNAPSHOT: 2022 EDITION*

28370 State Hwy 75 | Oneonta, AL 35121 | (205) 543-1515

Superintendent

Daniel Smith

Board Members

Sharon Breaseale, Patrick Adams, Ricky Hicks, Donald Maples, Matthew Taylor



\$987,685

Cost of One Month's
Operation/General Fund



2.61

Number of Months
Reserve Balance

By the Numbers



Schools¹..... 3



Students/ADM²..... 1,488



Free & Reduced Lunch..... 44%

Community Eligibility Program..... 19%



Number of Route Buses³..... 10

Buses 10 yrs. old or less..... **80%**

Students Bused..... **545**



Full-Time Employees..... 153

Teachers..... **92**

Principals/
Assistant Principals..... **5**

Counselors..... **3**

Librarians..... **3**

Other Certified Employees..... **2**

Support Personnel..... **48**

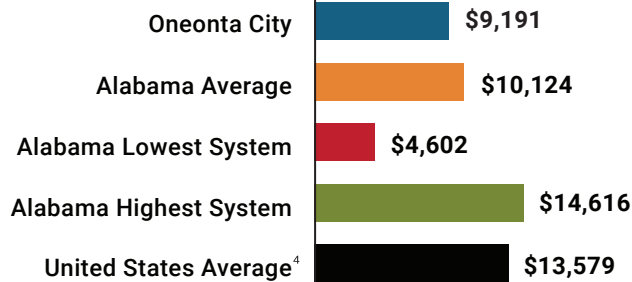
¹ Schools with enrollment, including Alternative and Career Technical Education

² Average Daily Membership (includes virtual students)

³ Data collected in FY20 and used for FY21 funding

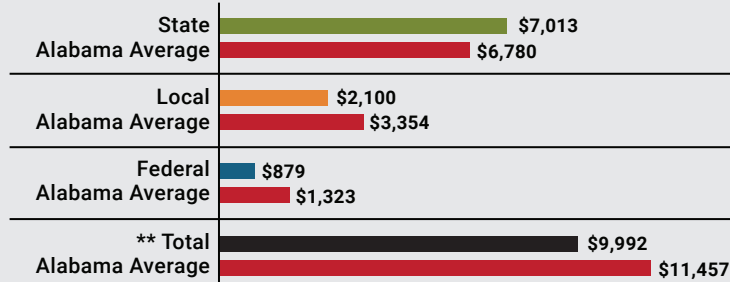
⁴ 2020-2021 NEA Rankings of the States

Total Per-Pupil Expenditures (PPE)



Per-Pupil Revenue Sources

Oneonta City Revenue Sources



81

STATE
RANK

99

LOCAL
RANK

123

FEDERAL
RANK

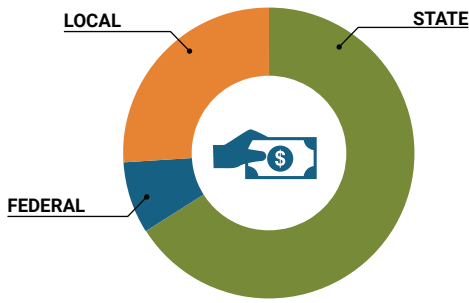
OVERALL SYSTEM RANK 131

** Total Revenue Among 138 School Systems

* THIS REPORT INCLUDES FISCAL YEAR 2020 DATA

School System Revenue

How was your school system funded?¹



\$10,434,797	STATE	66%
\$1,308,345	FEDERAL	8%
\$4,153,170	LOCAL	26%
<u>\$695,500</u>	Local 10-Mill Match	
\$3,457,670	AVAILABLE LOCAL REVENUE	

VALUE OF 1-MILL For Your School System

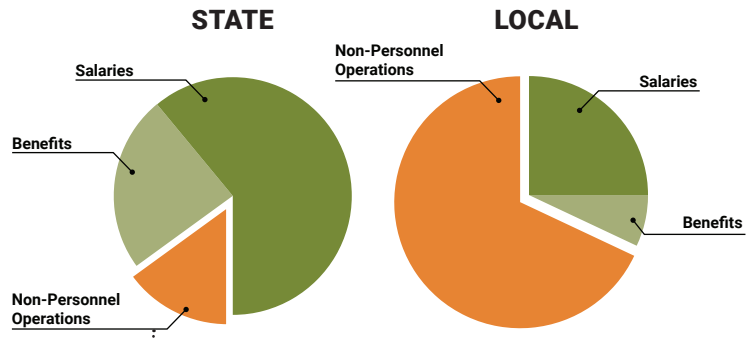


School System Spending

How did your school system spend state & local dollars?¹

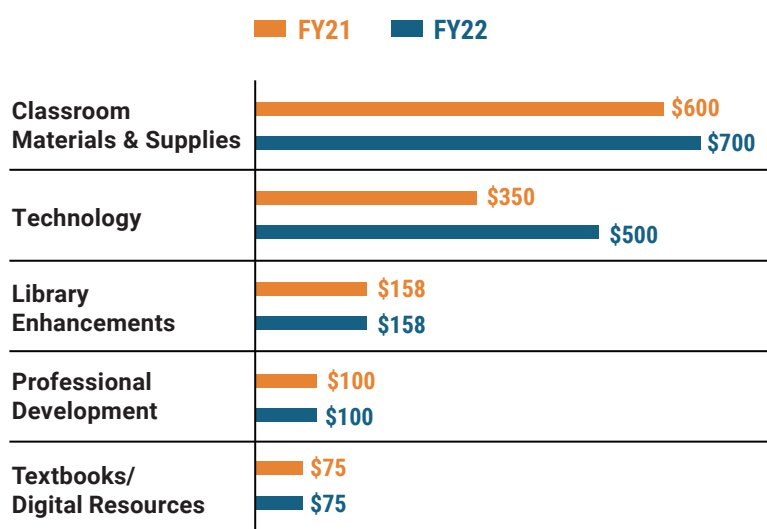
	STATE SPENDING ^{2,3}	LOCAL SPENDING ²
Salaries	\$6,517,892	\$520,128
Benefits	\$2,497,593	\$135,505
Non-Personnel Operations	\$1,583,691	\$1,412,189
TOTAL	\$10,599,176	\$2,067,822

¹ Revenues and expenditures may contain nominal variances due to rounding
² Does not include debt service or capital outlay
³ Includes 10-mill match
⁴ Such as utilities, operations & maintenance, etc.

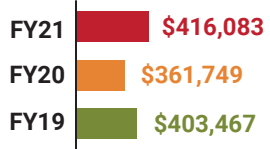


Only 15% of state funding is available for non-personnel expenditures⁴

Instructional Support



Educational Advancement & Technology Fund⁵



⁵ These one-time supplemental funds may be used for repairs and deferred maintenance, classroom instructional supplies, insurance for facilities, transportation, technology and school safety measures.

System Debt

TOTAL DEBT⁶	DEBT PER STUDENT
\$7,665,000	\$5,151

⁶ The debt totals in system audit reports may differ due to audit adjustments.



Sally Smith, J.D.
Executive Director

Tracey A. Meyer
Governmental Relations Coordinator

43 South Jackson Street
Montgomery, Alabama 36104

1-800-562-0601 | AlabamaSchoolBoards.org

[@AlaSchoolBoards](https://twitter.com/AlaSchoolBoards) [Facebook.com/AlabamaSchoolBoards](https://facebook.com/AlabamaSchoolBoards)