



MIDFIELD CITY

SCHOOL SYSTEM SNAPSHOT: 2022 EDITION*

417 Parkwood Street | Midfield, AL 35228 | (205) 923-2262

Superintendent

Dr. Shun Williams

Board Members

Nathan R. Williams, Celesta Pickens, Willie A. Watson, Felecia B. Minor, Larry Merriweather



\$909,546

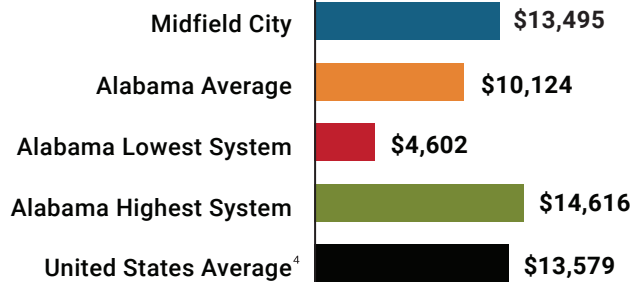
Cost of One Month's Operation/General Fund



2.19

Number of Months Reserve Balance

Total Per-Pupil Expenditures (PPE)



By the Numbers



Schools¹ 4



Students/ADM² 1,013



Free & Reduced Lunch 72%

Community Eligibility Program 77%



Number of Route Buses³ 8

Buses 10 yrs. old or less **100%**

Students Bused **418**



Full-Time Employees 148

Teachers **72**

Principals/
Assistant Principals **6**

Counselors **2**

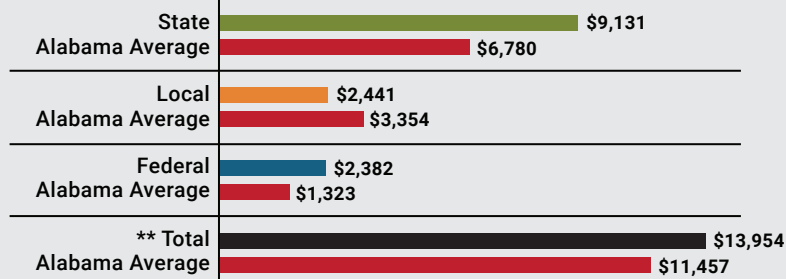
Librarians **3**

Other Certified Employees **5**

Support Personnel **60**

Per-Pupil Revenue Sources

Midfield City Revenue Sources



1

STATE RANK

73

LOCAL RANK

13

FEDERAL RANK

OVERALL SYSTEM RANK 13

** Total Revenue Among 138 School Systems

¹ Schools with enrollment, including Alternative and Career Technical Education

² Average Daily Membership (includes virtual students)

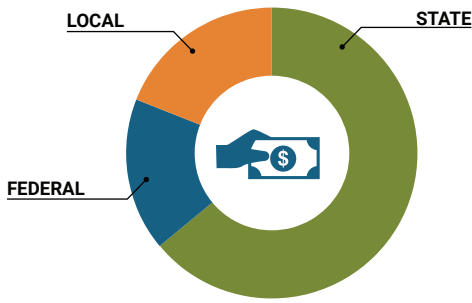
³ Data collected in FY20 and used for FY21 funding

⁴ 2020-2021 NEA Rankings of the States

* THIS REPORT INCLUDES FISCAL YEAR 2020 DATA

School System Revenue

How was your school system funded?¹



\$9,250,143	STATE	64%
\$2,412,566	FEDERAL	17%
\$2,681,550	LOCAL	19%
\$340,350	Local 10-Mill Match	
\$2,341,200	AVAILABLE LOCAL REVENUE	

VALUE OF 1-MILL
For Your School System

\$34,035

School System Spending

How did your school system spend state & local dollars?¹

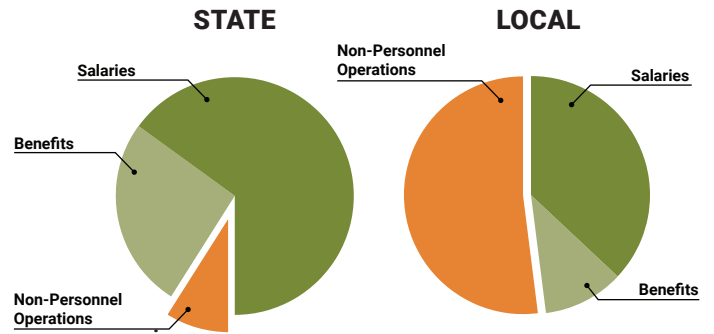
	STATE SPENDING ^{2,3}	LOCAL SPENDING ²
Salaries	\$4,978,357	\$1,207,371
Benefits	\$1,936,851	\$368,632
Non-Personnel Operations	\$666,071	\$1,740,080
TOTAL	\$7,581,279	\$3,316,083

¹ Revenues and expenditures may contain nominal variances due to rounding

² Does not include debt service or capital outlay

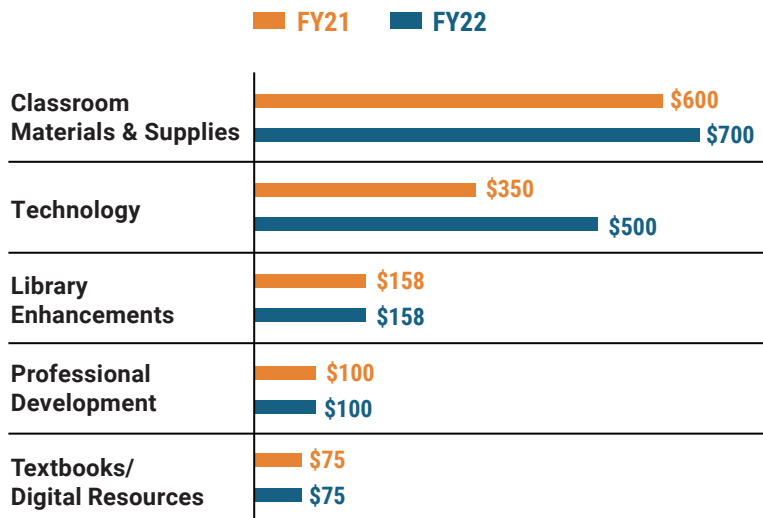
³ Includes 10-mill match

⁴ Such as utilities, operations & maintenance, etc.



Only 9% of state funding is available for non-personnel expenditures⁴

Instructional Support



Educational Advancement & Technology Fund⁵

FY21	\$283,271
FY20	\$244,068
FY19	\$279,393

⁵ These one-time supplemental funds may be used for repairs and deferred maintenance, classroom instructional supplies, insurance for facilities, transportation, technology and school safety measures.

System Debt

TOTAL DEBT⁶	\$2,785,508	DEBT PER STUDENT	\$2,750
-------------------------------	--------------------	-------------------------	----------------

⁶ The debt totals in system audit reports may differ due to audit adjustments.



ALABAMA
ASSOCIATION OF
SCHOOL BOARDS

Sally Smith, J.D.
Executive Director

Tracey A. Meyer
Governmental Relations Coordinator

43 South Jackson Street
Montgomery, Alabama 36104

1-800-562-0601 | AlabamaSchoolBoards.org

@AlaSchoolBoards Facebook.com/AlabamaSchoolBoards