



MADISON CITY

SCHOOL SYSTEM SNAPSHOT: 2022 EDITION*


211 Celtic Drive | Madison, AL 35758 | (256) 464-8370


Superintendent

Dr. Ed Nichols






Board Members

Tim Holtcamp, Luis J. Ferrer, Alice Lessman, Travis Cummings, Gregory D. Hulse

 **\$9,328,487**
Cost of One Month's
Operation/General Fund

 **1.49**
Number of Months
Reserve Balance

By the Numbers

	Schools ¹	11
	Students/ADM ²	11,479
	Free & Reduced Lunch.....	17%
	Community Eligibility Program.....	12%
	Number of Route Buses ³	81
	Buses 10 yrs. old or less.....	74%
	Students Bused.....	5,622
	Full-Time Employees.....	1,325
	Teachers.....	727
	Principals/ Assistant Principals.....	35
	Counselors.....	22
	Librarians.....	13
	Other Certified Employees.....	53
	Support Personnel.....	475

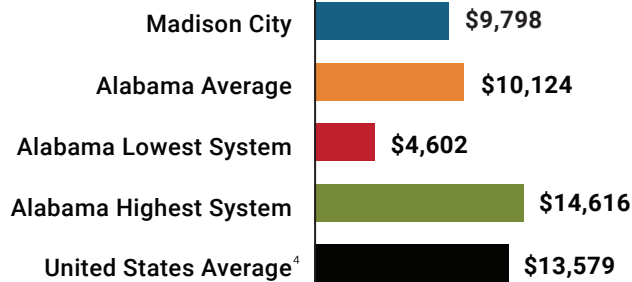
¹ Schools with enrollment, including Alternative and Career Technical Education

² Average Daily Membership (includes virtual students)

³ Data collected in FY20 and used for FY21 funding

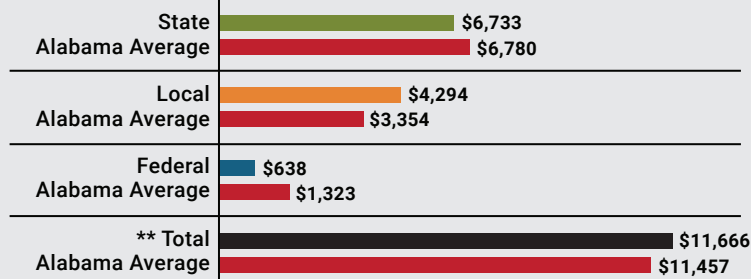
⁴ 2020-2021 NEA Rankings of the States

Total Per-Pupil Expenditures (PPE)



Per-Pupil Revenue Sources

Madison City Revenue Sources



105
STATE
RANK

22
LOCAL
RANK

132
FEDERAL
RANK

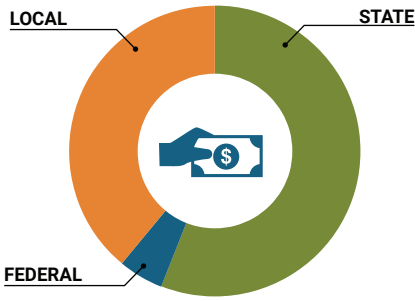
OVERALL SYSTEM RANK 52

** Total Revenue Among 138 School Systems

* THIS REPORT INCLUDES FISCAL YEAR 2020 DATA

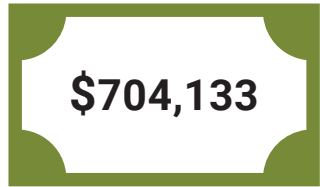
School System Revenue

How was your school system funded?¹



\$77,293,588	STATE	56%
\$7,326,024	FEDERAL	5%
\$54,185,894	LOCAL	39%
— \$7,041,330	Local 10-Mill Match	
\$47,144,564	AVAILABLE LOCAL REVENUE	

VALUE OF 1-MILL For Your School System

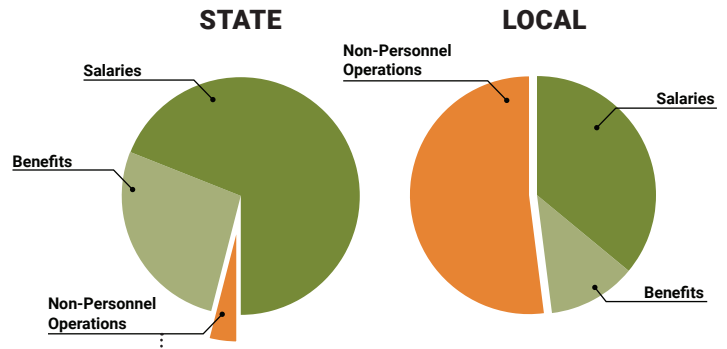


School System Spending

How did your school system spend state & local dollars?¹

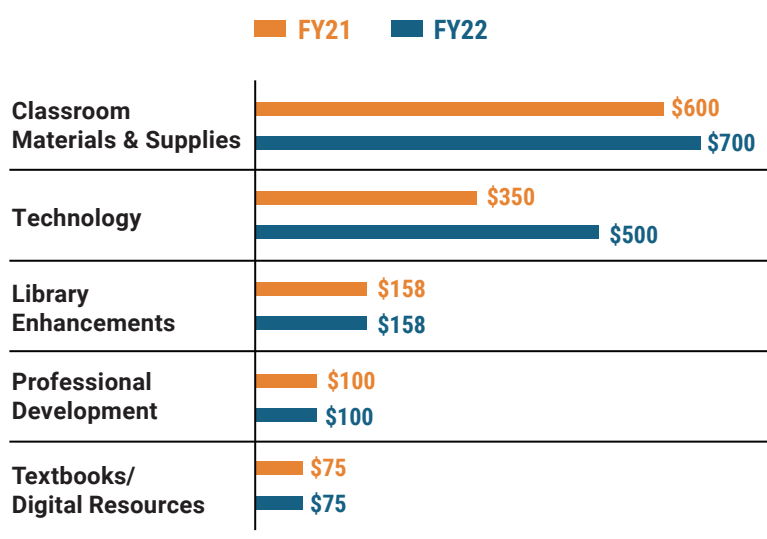
	STATE SPENDING ^{2,3}	LOCAL SPENDING ²
Salaries	\$53,692,473	\$10,173,404
Benefits	\$20,779,711	\$3,314,968
Non-Personnel Operations	\$2,989,820	\$14,843,785
TOTAL	\$77,462,005	\$28,332,157

¹ Revenues and expenditures may contain nominal variances due to rounding
² Does not include debt service or capital outlay
³ Includes 10-mill match
⁴ Such as utilities, operations & maintenance, etc.

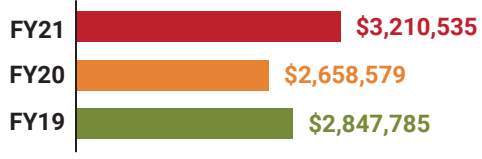


Only 4% of state funding is available for non-personnel expenditures⁴

Instructional Support



Educational Advancement & Technology Fund⁵



⁵ These one-time supplemental funds may be used for repairs and deferred maintenance, classroom instructional supplies, insurance for facilities, transportation, technology and school safety measures.

System Debt

TOTAL DEBT⁶	DEBT PER STUDENT
\$142,068,418	\$12,376

⁶ The debt totals in system audit reports may differ due to audit adjustments.



Sally Smith, J.D.
Executive Director

Tracey A. Meyer
Governmental Relations Coordinator

43 South Jackson Street
Montgomery, Alabama 36104

1-800-562-0601 | AlabamaSchoolBoards.org

@AlaSchoolBoards | [Facebook.com/AlabamaSchoolBoards](https://www.facebook.com/AlabamaSchoolBoards)