



JASPER CITY

SCHOOL SYSTEM SNAPSHOT: 2022 EDITION*

P.O. Box 500 | Jasper, AL 35502 | (205) 384-6880 x68010


Superintendent

Dr. Ann G. Jackson






Board Members

Scott Thornley, Mary Beth Barber, Walker Wilson, Teresa Sherer, Willie Moore

 **\$1,961,636**
Cost of One Month's
Operation/General Fund

 **6.46**
Number of Months
Reserve Balance

By the Numbers

| | | |
|--|--|-------|
|  | Schools ¹ | 5 |
|  | Students/ADM ² | 2,659 |
|  | Free & Reduced Lunch..... | 47% |
| | Community Eligibility Program..... | 31% |
|  | Number of Route Buses ³ | 16 |
| | Buses 10 yrs. old or less..... | 100% |
| | Students Bused..... | 962 |
|  | Full-Time Employees..... | 326 |
| | Teachers..... | 179 |
| | Principals/ Assistant Principals..... | 10 |
| | Counselors..... | 7 |
| | Librarians..... | 4 |
| | Other Certified Employees..... | 9 |
| | Support Personnel..... | 117 |

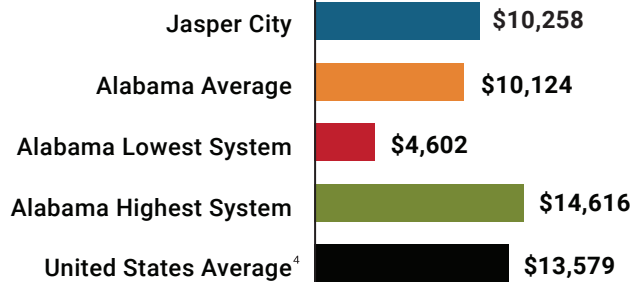
¹ Schools with enrollment, including Alternative and Career Technical Education

² Average Daily Membership (includes virtual students)

³ Data collected in FY20 and used for FY21 funding

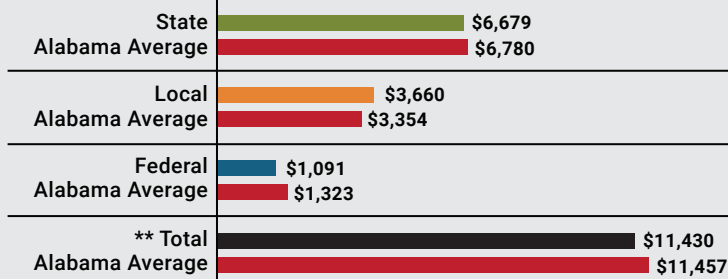
⁴ 2020-2021 NEA Rankings of the States

Total Per-Pupil Expenditures (PPE)



Per-Pupil Revenue Sources

Jasper City Revenue Sources



109
STATE
RANK

34
LOCAL
RANK

102
FEDERAL
RANK

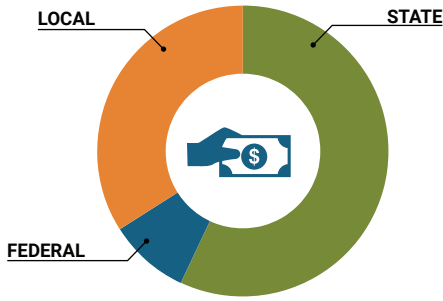
OVERALL SYSTEM RANK 65

** Total Revenue Among 138 School Systems

* THIS REPORT INCLUDES FISCAL YEAR 2020 DATA

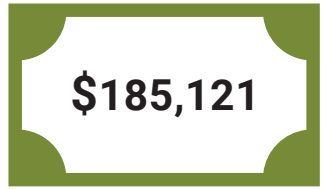
School System Revenue

How was your school system funded?¹



| | | |
|--------------------|--------------------------------|-----|
| \$17,759,642 | STATE | 57% |
| \$2,901,168 | FEDERAL | 9% |
| \$10,757,623 | LOCAL | 34% |
| — \$1,851,210 | Local 10-Mill Match | |
| \$8,906,413 | AVAILABLE LOCAL REVENUE | |

VALUE OF 1-MILL For Your School System

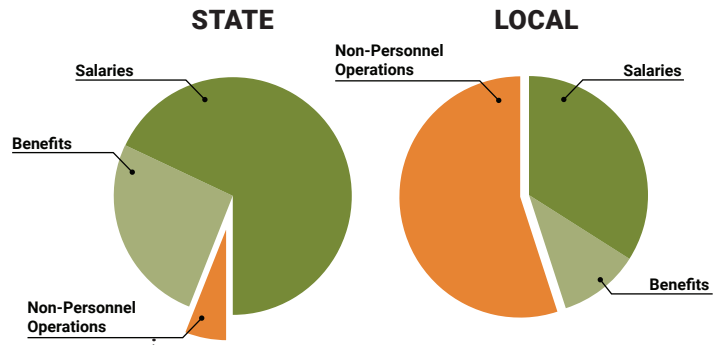


School System Spending

How did your school system spend state & local dollars?¹

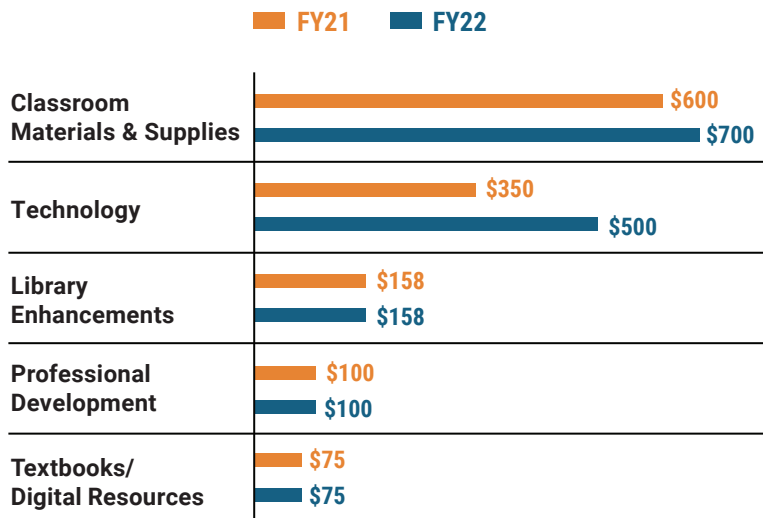
| | STATE SPENDING ^{2,3} | LOCAL SPENDING ² |
|--------------------------|-------------------------------|-----------------------------|
| Salaries | \$12,299,658 | \$2,030,427 |
| Benefits | \$4,762,103 | \$681,716 |
| Non-Personnel Operations | \$1,030,295 | \$3,307,167 |
| TOTAL | \$18,092,056 | \$6,019,310 |

¹ Revenues and expenditures may contain nominal variances due to rounding
² Does not include debt service or capital outlay
³ Includes 10-mill match
⁴ Such as utilities, operations & maintenance, etc.



Only 6% of state funding is available for non-personnel expenditures⁴

Instructional Support



Educational Advancement & Technology Fund⁵



⁵ These one-time supplemental funds may be used for repairs and deferred maintenance, classroom instructional supplies, insurance for facilities, transportation, technology and school safety measures.

System Debt

| | |
|-------------------------------|-------------------------|
| TOTAL DEBT⁶ | DEBT PER STUDENT |
| \$14,064,931 | \$5,290 |

⁶ The debt totals in system audit reports may differ due to audit adjustments.



ALABAMA ASSOCIATION OF SCHOOL BOARDS

Sally Smith, J.D.
Executive Director

Tracey A. Meyer
Governmental Relations Coordinator

43 South Jackson Street
Montgomery, Alabama 36104

1-800-562-0601 | AlabamaSchoolBoards.org

@AlaSchoolBoards Facebook.com/AlabamaSchoolBoards