



HUNTSVILLE CITY

SCHOOL SYSTEM SNAPSHOT: 2022 EDITION*

P.O. Box 1256 | Huntsville, AL 35807 | (256) 428-6928


Superintendent

Christie Finley






Board Members

Michelle Watkins, Beth Wilder, Ryan Renaud, Elisa Ferrell, Carlos Mathews

 **\$17,769,116**
Cost of One Month's
Operation/General Fund

 **2.97**
Number of Months
Reserve Balance

By the Numbers

	Schools ¹	44
	Students/ADM ²	23,030
	Free & Reduced Lunch.....	36%
	Community Eligibility Program.....	40%
	Number of Route Buses ³	154
	Buses 10 yrs. old or less.....	94%
	Students Bused.....	6,015
	Full-Time Employees.....	2,368
	Teachers.....	1,508
	Principals/ Assistant Principals.....	86
	Counselors.....	50
	Librarians.....	44
	Other Certified Employees.....	108
	Support Personnel.....	572

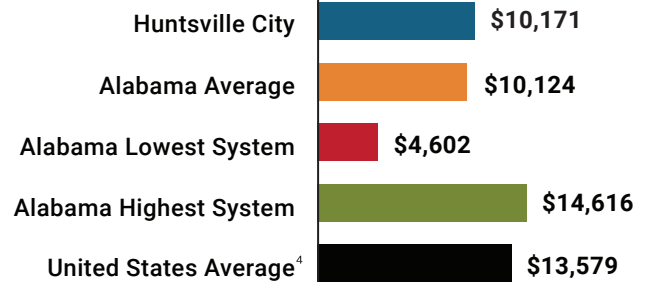
¹ Schools with enrollment, including Alternative and Career Technical Education

² Average Daily Membership (includes virtual students)

³ Data collected in FY20 and used for FY21 funding

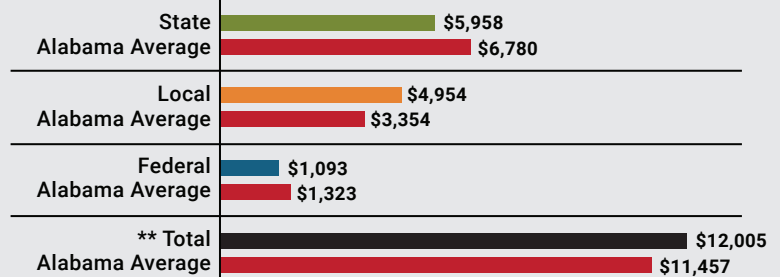
⁴ 2020-2021 NEA Rankings of the States

Total Per-Pupil Expenditures (PPE)



Per-Pupil Revenue Sources

Huntsville City Revenue Sources



132
STATE
RANK

15
LOCAL
RANK

101
FEDERAL
RANK

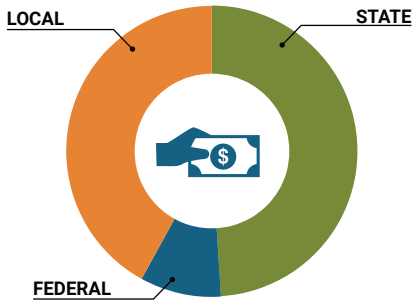
OVERALL SYSTEM RANK 39

** Total Revenue Among 138 School Systems

* THIS REPORT INCLUDES FISCAL YEAR 2020 DATA

School System Revenue

How was your school system funded?¹



\$137,216,366	STATE	48%
\$25,181,621	FEDERAL	9%
\$120,467,314	LOCAL	43%
— \$27,049,360	Local 10-Mill Match	
\$93,417,954	AVAILABLE LOCAL REVENUE	

VALUE OF 1-MILL
For Your School System

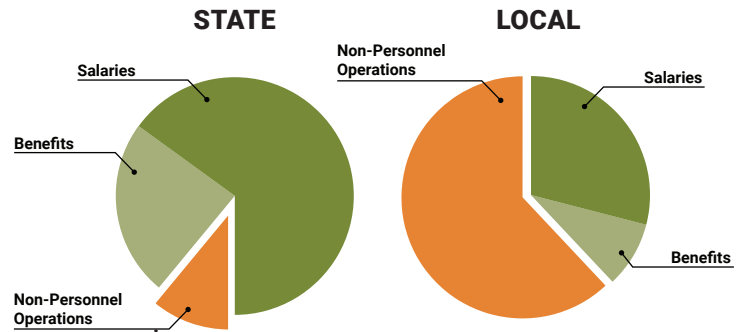
\$2,704,936

School System Spending

How did your school system spend state & local dollars?¹

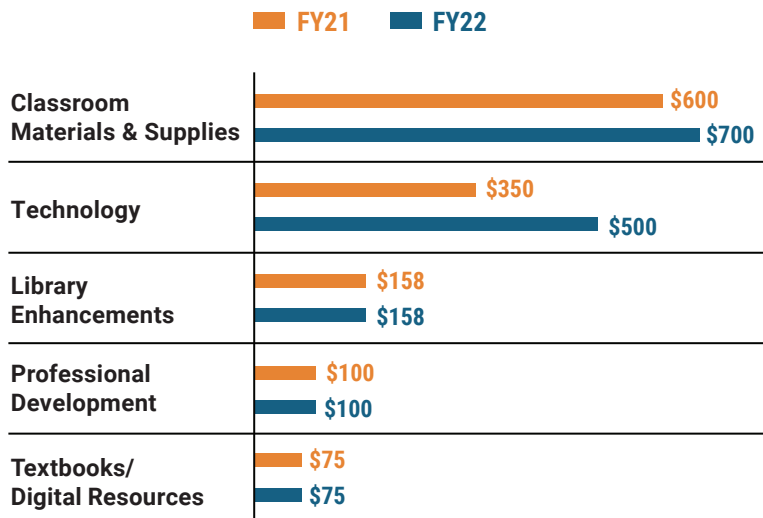
	STATE SPENDING ^{2,3}	LOCAL SPENDING ²
Salaries	\$103,126,416	\$16,662,049
Benefits	\$38,330,328	\$5,485,520
Non-Personnel Operations	\$16,448,409	\$36,838,946
TOTAL	\$157,905,153	\$58,986,514

¹ Revenues and expenditures may contain nominal variances due to rounding
² Does not include debt service or capital outlay
³ Includes 10-mill match
⁴ Such as utilities, operations & maintenance, etc.



Only 10% of state funding is available for non-personnel expenditures⁴

Instructional Support



Educational Advancement & Technology Fund⁵



⁵ These one-time supplemental funds may be used for repairs and deferred maintenance, classroom instructional supplies, insurance for facilities, transportation, technology and school safety measures.

System Debt

TOTAL DEBT⁶	DEBT PER STUDENT
\$75,527,179	\$3,280

⁶ The debt totals in system audit reports may differ due to audit adjustments.



ALABAMA
ASSOCIATION OF
SCHOOL BOARDS

Sally Smith, J.D.
Executive Director

Tracey A. Meyer
Governmental Relations Coordinator

43 South Jackson Street
Montgomery, Alabama 36104

1-800-562-0601 | AlabamaSchoolBoards.org

@AlaSchoolBoards Facebook.com/AlabamaSchoolBoards