



HOOVER CITY

SCHOOL SYSTEM SNAPSHOT: 2022 EDITION*

2810 Metropolitan Way | Hoover, AL 35243 | (205) 439-1000

Superintendent

Dr. Dee Fowler

Board Members

Craig P. Kelley, Alan Paquette, Kermit Kendrick, Amy Mudano, Amy Tosney



\$13,024,572

Cost of One Month's
Operation/General Fund



7.88

Number of Months
Reserve Balance

By the Numbers



Schools¹..... 17



Students/ADM²..... 13,866



Free & Reduced Lunch..... 23%
Community Eligibility Program..... 13%



Number of Route Buses³..... 139
Buses 10 yrs. old or less..... **71%**
Students Bused..... **7,456**



Full-Time Employees..... 1,867
Teachers..... **1,013**
Principals/
Assistant Principals..... **45**
Counselors..... **38**
Librarians..... **18**
Other Certified Employees..... **52**
Support Personnel..... **701**

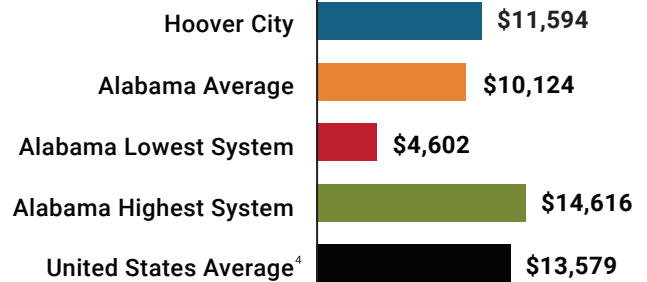
¹ Schools with enrollment, including Alternative and Career Technical Education

² Average Daily Membership (includes virtual students)

³ Data collected in FY20 and used for FY21 funding

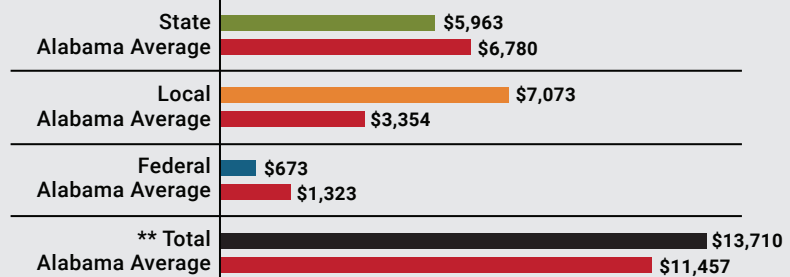
⁴ 2020-2021 NEA Rankings of the States

Total Per-Pupil Expenditures (PPE)



Per-Pupil Revenue Sources

Hoover City Revenue Sources



131
STATE
RANK

4
LOCAL
RANK

131
FEDERAL
RANK

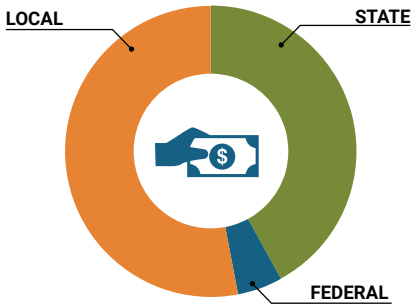
OVERALL SYSTEM RANK 16

** Total Revenue Among 138 School Systems

* THIS REPORT INCLUDES FISCAL YEAR 2020 DATA

School System Revenue

How was your school system funded?¹



\$82,688,792	STATE	42%
\$9,331,575	FEDERAL	5%
\$104,181,663	LOCAL	53%
— \$17,222,830	Local 10-Mill Match	
\$86,958,833	AVAILABLE LOCAL REVENUE	

VALUE OF 1-MILL
For Your School System

\$1,722,283

School System Spending

How did your school system spend state & local dollars?¹

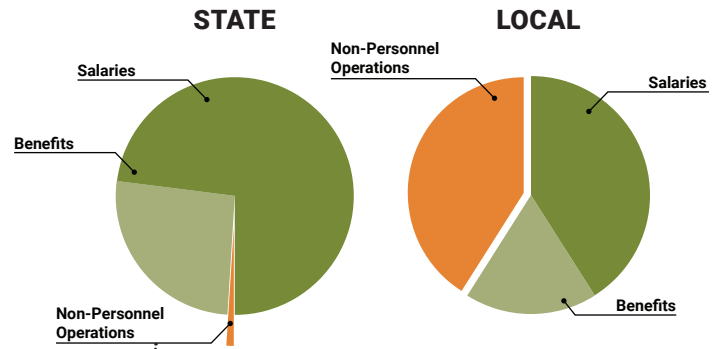
	STATE SPENDING ^{2,3}	LOCAL SPENDING ²
Salaries	\$67,653,707	\$24,402,105
Benefits	\$24,451,832	\$10,592,708
Non-Personnel Operations	\$1,027,457	\$24,842,388
TOTAL	\$93,132,996	\$59,837,201

¹ Revenues and expenditures may contain nominal variances due to rounding

² Does not include debt service or capital outlay

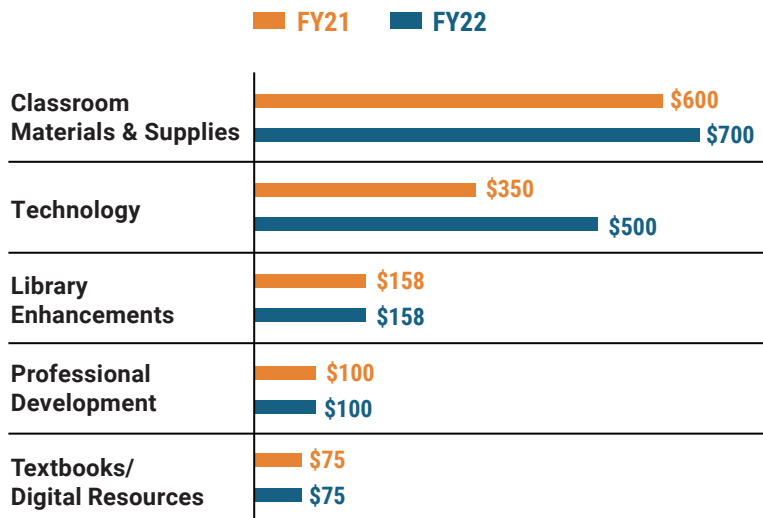
³ Includes 10-mill match

⁴ Such as utilities, operations & maintenance, etc.



Only 1% of state funding is available for non-personnel expenditures⁴

Instructional Support



Educational Advancement & Technology Fund⁵



⁵ These one-time supplemental funds may be used for repairs and deferred maintenance, classroom instructional supplies, insurance for facilities, transportation, technology and school safety measures.

System Debt

TOTAL DEBT⁶	DEBT PER STUDENT
\$158,255,000	\$11,413

⁶ The debt totals in system audit reports may differ due to audit adjustments.



ALABAMA
ASSOCIATION OF
SCHOOL BOARDS

Sally Smith, J.D.
Executive Director

Tracey A. Meyer
Governmental Relations Coordinator

43 South Jackson Street
Montgomery, Alabama 36104

1-800-562-0601 | AlabamaSchoolBoards.org

@AlaSchoolBoards Facebook.com/AlabamaSchoolBoards