



HARTSELLE CITY

SCHOOL SYSTEM SNAPSHOT: 2022 EDITION*


305 College Street N.E. | Hartselle, AL 35640 | (256) 773-5419

Superintendent

Dr. Dee Dee Jones






Board Members

Daxton Maze, Venita Jones, Randy Sparkman, Dr. James Joy, Monty Vest

 **\$2,682,229**
Cost of One Month's
Operation/General Fund

 **3.42**
Number of Months
Reserve Balance

By the Numbers

	Schools ¹	6
	Students/ADM ²	3,398
	Free & Reduced Lunch.....	23%
	Community Eligibility Program.....	21%
	Number of Route Buses ³	23
	Buses 10 yrs. old or less.....	83%
	Students Bused.....	940
	Full-Time Employees.....	419
	Teachers.....	226
	Principals/ Assistant Principals.....	12
	Counselors.....	7
	Librarians.....	7
	Other Certified Employees.....	10
	Support Personnel.....	157

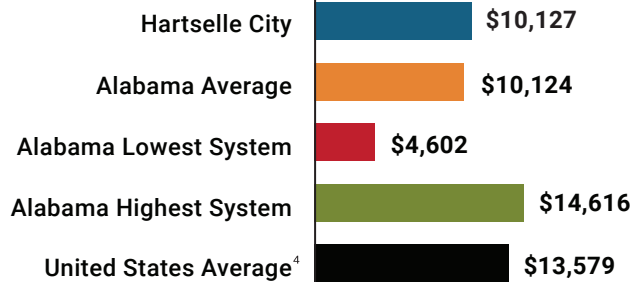
¹ Schools with enrollment, including Alternative and Career Technical Education

² Average Daily Membership (includes virtual students)

³ Data collected in FY20 and used for FY21 funding

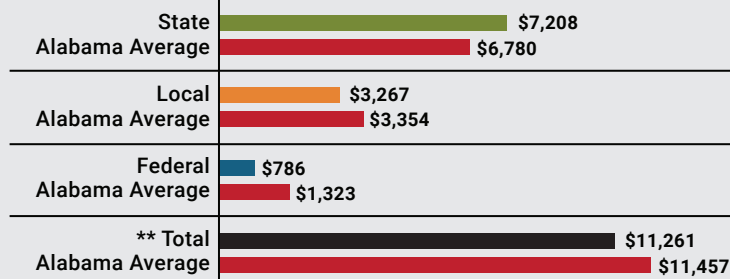
⁴ 2020-2021 NEA Rankings of the States

Total Per-Pupil Expenditures (PPE)



Per-Pupil Revenue Sources

Hartselle City Revenue Sources



64

STATE
RANK

41

LOCAL
RANK

128

FEDERAL
RANK

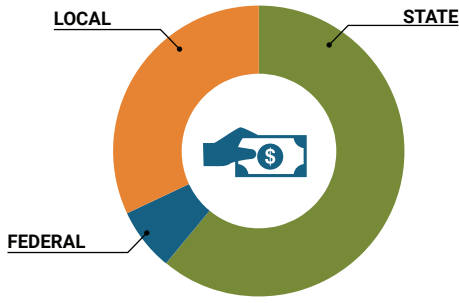
OVERALL SYSTEM RANK 76

** Total Revenue Among 138 School Systems

* THIS REPORT INCLUDES FISCAL YEAR 2020 DATA

School System Revenue

How was your school system funded?¹



\$24,492,982	STATE	61%
\$2,672,243	FEDERAL	7%
\$13,256,995	LOCAL	33%
— \$1,175,220	Local 10-Mill Match	
\$12,081,775	AVAILABLE LOCAL REVENUE	

VALUE OF 1-MILL For Your School System

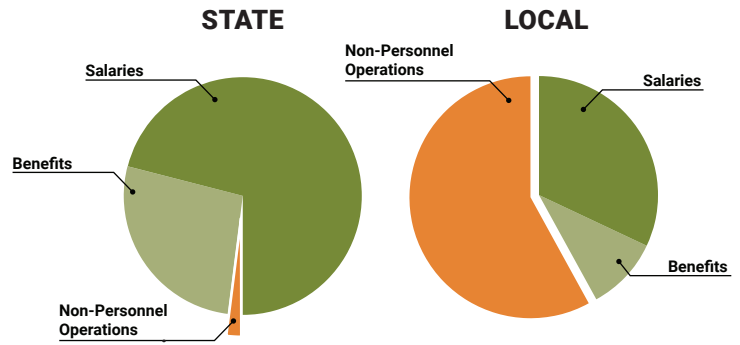
\$117,522

School System Spending

How did your school system spend state & local dollars?¹

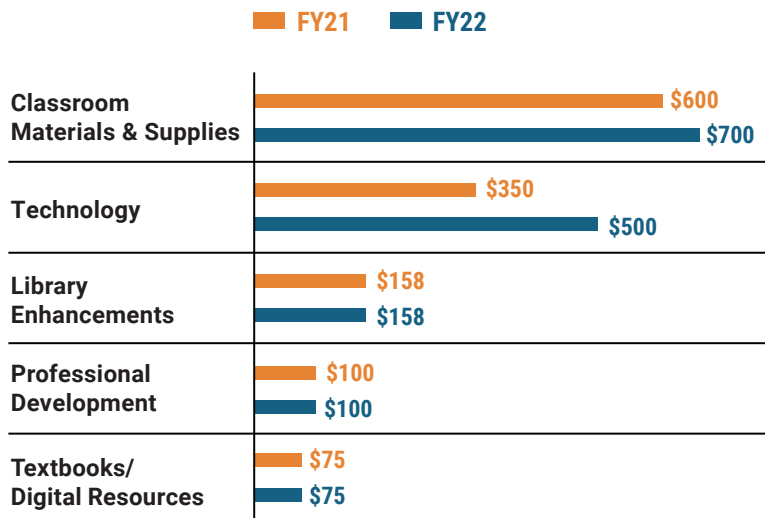
	STATE SPENDING ^{2,3}	LOCAL SPENDING ²
Salaries	\$17,001,477	\$2,703,516
Benefits	\$6,477,967	\$836,187
Non-Personnel Operations	\$406,945	\$4,851,999
TOTAL	\$23,886,389	\$8,391,702

¹ Revenues and expenditures may contain nominal variances due to rounding
² Does not include debt service or capital outlay
³ Includes 10-mill match
⁴ Such as utilities, operations & maintenance, etc.



Only 2% of state funding is available for non-personnel expenditures⁴

Instructional Support



Educational Advancement & Technology Fund⁵

FY21	\$950,265
FY20	\$801,554
FY19	\$868,634

⁵ These one-time supplemental funds may be used for repairs and deferred maintenance, classroom instructional supplies, insurance for facilities, transportation, technology and school safety measures.

System Debt

TOTAL DEBT⁶	DEBT PER STUDENT
\$28,589,981	\$8,414

⁶ The debt totals in system audit reports may differ due to audit adjustments.



ALABAMA
ASSOCIATION OF
SCHOOL BOARDS

Sally Smith, J.D.
Executive Director

Tracey A. Meyer
Governmental Relations Coordinator

43 South Jackson Street
Montgomery, Alabama 36104

1-800-562-0601 | AlabamaSchoolBoards.org

[@AlaSchoolBoards](https://twitter.com/AlaSchoolBoards) [Facebook.com/AlabamaSchoolBoards](https://facebook.com/AlabamaSchoolBoards)