



# HALEYVILLE CITY

# SCHOOL SYSTEM SNAPSHOT: 2022 EDITION\*

2011 20th Street | Haleyville, AL 35565 | (205) 486-9231

Superintendent

Dr. Holly Sutherland

Board Members

Chad Tidwell, Beth H. McAlpine, Kris Bureson, Donna Jones

**\$1,204,843**  
Cost of One Month's  
Operation/General Fund

**3.11**  
Number of Months  
Reserve Balance

## By the Numbers

	Schools <sup>1</sup> .....	4
	Students/ADM <sup>2</sup> .....	1,581
	Free & Reduced Lunch.....	59%
	Community Eligibility Program.....	35%
	Number of Route Buses <sup>3</sup> .....	3
	Buses 10 yrs. old or less.....	100%
	Students Bused.....	28
	Full-Time Employees.....	211
	Teachers.....	118
	Principals/ Assistant Principals.....	7
	Counselors.....	5
	Librarians.....	3
	Other Certified Employees.....	4
	Support Personnel.....	74

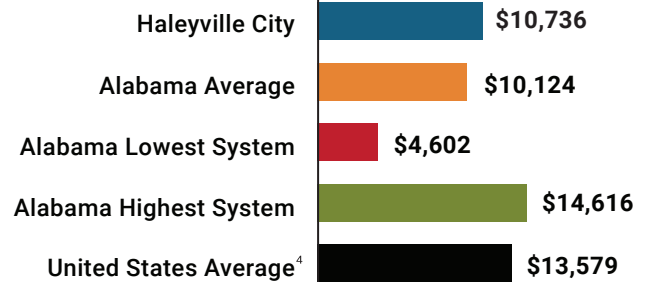
<sup>1</sup> Schools with enrollment, including Alternative and Career Technical Education

<sup>2</sup> Average Daily Membership (includes virtual students)

<sup>3</sup> Data collected in FY20 and used for FY21 funding

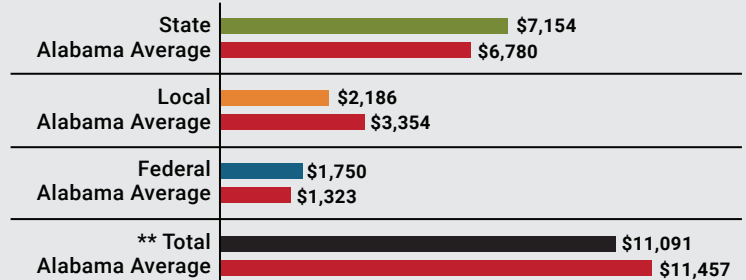
<sup>4</sup> 2020-2021 NEA Rankings of the States

## Total Per-Pupil Expenditures (PPE)



## Per-Pupil Revenue Sources

### Haleyville City Revenue Sources



68

STATE  
RANK

94

LOCAL  
RANK

33

FEDERAL  
RANK

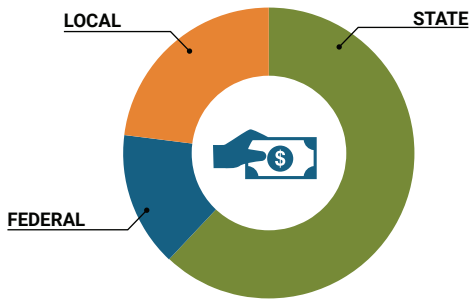
# OVERALL SYSTEM RANK 88

\*\* Total Revenue Among 138 School Systems

\* THIS REPORT INCLUDES FISCAL YEAR 2020 DATA

# School System Revenue

## How was your school system funded?<sup>1</sup>



\$11,310,479	STATE	62%
\$2,767,458	FEDERAL	15%
\$4,134,351	LOCAL	23%
<b>\$474,450</b>	Local 10-Mill Match	
<b>\$3,659,901</b>	AVAILABLE LOCAL REVENUE	

### VALUE OF 1-MILL For Your School System

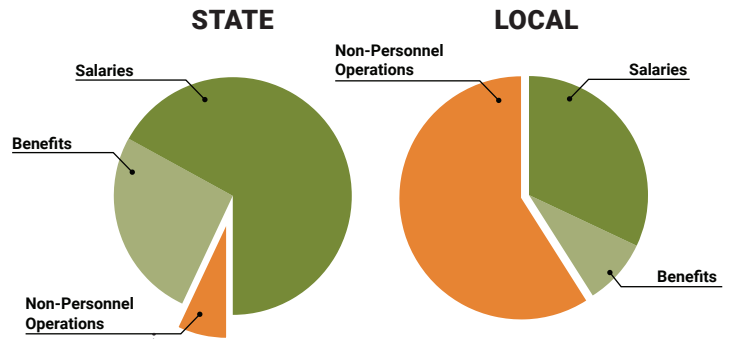
**\$47,445**

# School System Spending

## How did your school system spend state & local dollars?<sup>1</sup>

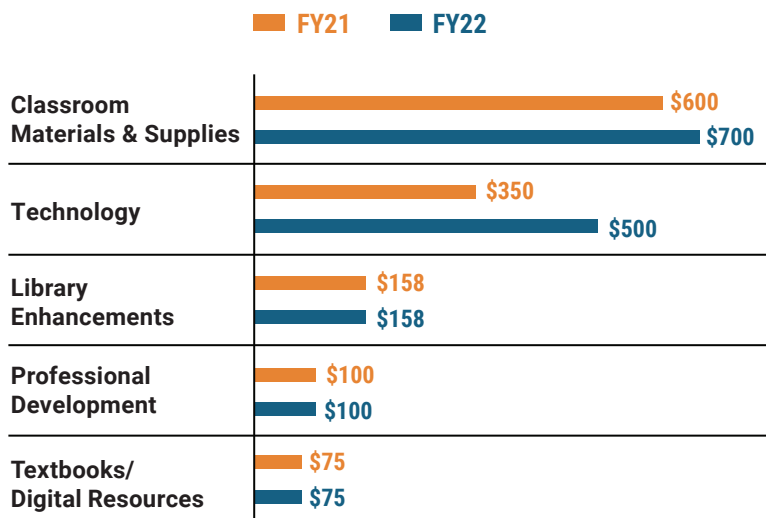
	STATE SPENDING <sup>2,3</sup>	LOCAL SPENDING <sup>2</sup>
Salaries	\$7,633,518	\$1,068,429
Benefits	\$2,919,765	\$309,185
Non-Personnel Operations	\$791,878	\$1,957,050
<b>TOTAL</b>	<b>\$11,345,160</b>	<b>\$3,334,664</b>

<sup>1</sup> Revenues and expenditures may contain nominal variances due to rounding  
<sup>2</sup> Does not include debt service or capital outlay  
<sup>3</sup> Includes 10-mill match  
<sup>4</sup> Such as utilities, operations & maintenance, etc.



**Only 7% of state funding is available for non-personnel expenditures<sup>4</sup>**

# Instructional Support



# Educational Advancement & Technology Fund<sup>5</sup>

FY21	\$442,192
FY20	\$382,036
FY19	\$440,586

<sup>5</sup> These one-time supplemental funds may be used for repairs and deferred maintenance, classroom instructional supplies, insurance for facilities, transportation, technology and school safety measures.

# System Debt

<b>TOTAL DEBT<sup>6</sup></b>	<b>DEBT PER STUDENT</b>
<b>\$9,054,333</b>	<b>\$5,727</b>

<sup>6</sup> The debt totals in system audit reports may differ due to audit adjustments.



ALABAMA ASSOCIATION OF SCHOOL BOARDS

Sally Smith, J.D.  
Executive Director

Tracey A. Meyer  
Governmental Relations Coordinator

43 South Jackson Street  
Montgomery, Alabama 36104

1-800-562-0601 | AlabamaSchoolBoards.org

@AlaSchoolBoards Facebook.com/AlabamaSchoolBoards