



# GUNTERSVILLE CITY

# SCHOOL SYSTEM SNAPSHOT: 2022 EDITION\*

P.O. Box 129 | Guntersville, AL 35976 | (256) 582-3159

Superintendent

Dr. Jason Barnett






Board Members

Whitney Mastin, Laura Roberts, Jim Beard, Bethany Etheridge, Scott Langford

 **\$1,477,599**  
Cost of One Month's  
Operation/General Fund

 **2.13**  
Number of Months  
Reserve Balance

## By the Numbers

	Schools <sup>1</sup> .....	4
	Students/ADM <sup>2</sup> .....	1,840
	Free & Reduced Lunch.....	46%
	Community Eligibility Program.....	32%
	Number of Route Buses <sup>3</sup> .....	13
	Buses 10 yrs. old or less.....	92%
	Students Bused.....	651
	Full-Time Employees.....	226
	Teachers.....	114
	Principals/ Assistant Principals.....	6
	Counselors.....	5
	Librarians.....	4
	Other Certified Employees.....	4
	Support Personnel.....	93

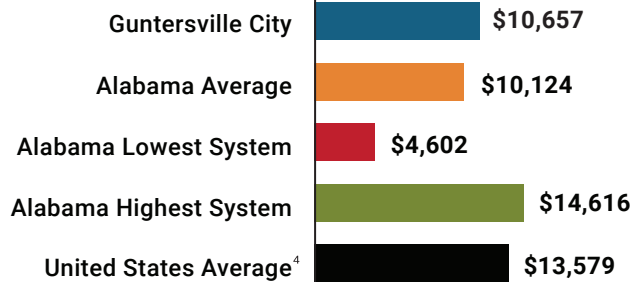
<sup>1</sup> Schools with enrollment, including Alternative and Career Technical Education

<sup>2</sup> Average Daily Membership (includes virtual students)

<sup>3</sup> Data collected in FY20 and used for FY21 funding

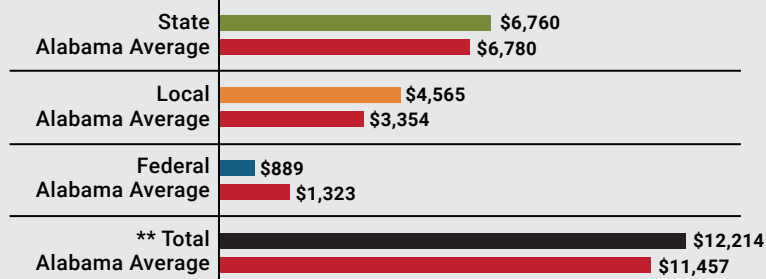
<sup>4</sup> 2020-2021 NEA Rankings of the States

## Total Per-Pupil Expenditures (PPE)



## Per-Pupil Revenue Sources

### Guntersville City Revenue Sources



99

STATE  
RANK

19

LOCAL  
RANK

120

FEDERAL  
RANK

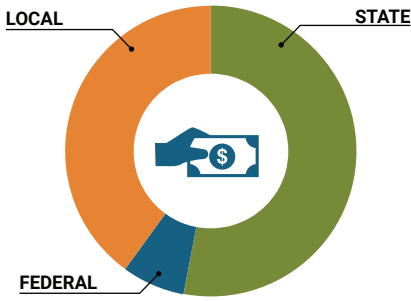
# OVERALL SYSTEM RANK 34

\*\* Total Revenue Among 138 School Systems

\* THIS REPORT INCLUDES FISCAL YEAR 2020 DATA

# School System Revenue

## How was your school system funded?<sup>1</sup>



\$12,438,666	STATE	53%
\$1,635,308	FEDERAL	7%
\$9,464,772	LOCAL	40%
\$1,549,860	Local 10-Mill Match	
\$7,914,912	AVAILABLE LOCAL REVENUE	

### VALUE OF 1-MILL For Your School System

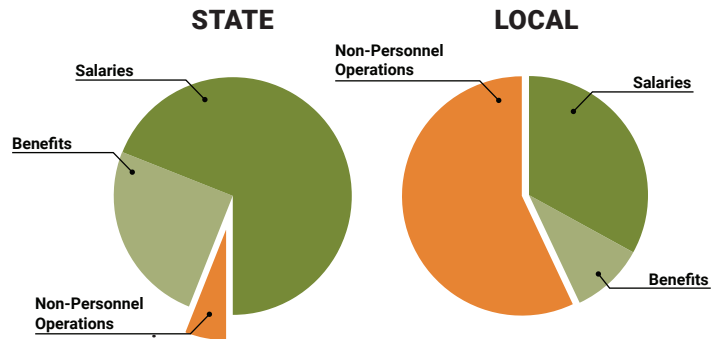
**\$154,986**

# School System Spending

## How did your school system spend state & local dollars?<sup>1</sup>

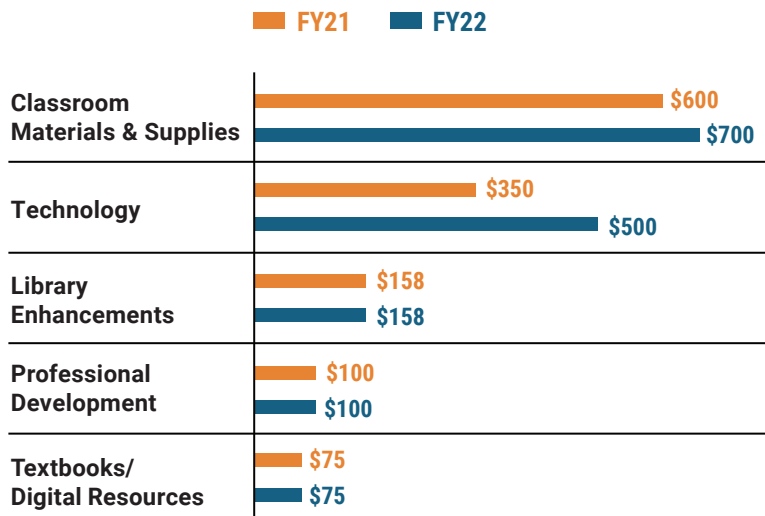
	STATE SPENDING <sup>2,3</sup>	LOCAL SPENDING <sup>2</sup>
Salaries	\$8,668,761	\$1,542,893
Benefits	\$3,372,151	\$452,223
Non-Personnel Operations	\$1,162,681	\$2,648,169
<b>TOTAL</b>	<b>\$13,203,593</b>	<b>\$4,643,285</b>

<sup>1</sup> Revenues and expenditures may contain nominal variances due to rounding  
<sup>2</sup> Does not include debt service or capital outlay  
<sup>3</sup> Includes 10-mill match  
<sup>4</sup> Such as utilities, operations & maintenance, etc.



**Only 9% of state funding is available for non-personnel expenditures<sup>4</sup>**

# Instructional Support



# Educational Advancement & Technology Fund<sup>5</sup>

FY21	\$504,829
FY20	\$442,608
FY19	\$508,241

<sup>5</sup> These one-time supplemental funds may be used for repairs and deferred maintenance, classroom instructional supplies, insurance for facilities, transportation, technology and school safety measures.

# System Debt

<b>TOTAL DEBT<sup>6</sup></b>	<b>\$7,592,722</b>	<b>DEBT PER STUDENT</b>	<b>\$4,126</b>
-------------------------------	--------------------	-------------------------	----------------

<sup>6</sup> The debt totals in system audit reports may differ due to audit adjustments.



ALABAMA  
ASSOCIATION OF  
SCHOOL BOARDS

Sally Smith, J.D.  
Executive Director

Tracey A. Meyer  
Governmental Relations Coordinator

43 South Jackson Street  
Montgomery, Alabama 36104

1-800-562-0601 | AlabamaSchoolBoards.org

@AlaSchoolBoards Facebook.com/AlabamaSchoolBoards