



GULF SHORES CITY

SCHOOL SYSTEM SNAPSHOT: 2022 EDITION*

P.O. Box 3908 | Gulfshores, AL 36542 | (251) 968-1124

Superintendent

Dr. Matthew Akin






Board Members

Kevin Corcoran, Dr. Nichole Gotschall, Dale Jernigan, Frank Malone, Kelly Walker

 **\$1,645,946**
Cost of One Month's
Operation/General Fund

 **1.20**
Number of Months
Reserve Balance

By the Numbers

	Schools ¹	3
	Students/ADM ²	2,158
	Free & Reduced Lunch.....	39%
	Community Eligibility Program.....	22%
	Number of Route Buses ³	16
	Buses 10 yrs. old or less.....	69%
	Students Bused.....	806
	Full-Time Employees.....	207
	Teachers.....	121
	Principals/ Assistant Principals.....	7
	Counselors.....	5
	Librarians.....	3
	Other Certified Employees.....	4
	Support Personnel.....	67

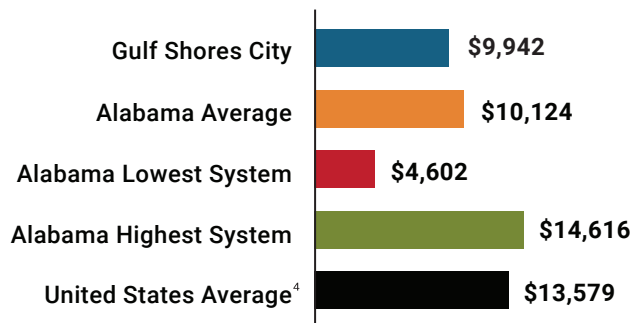
¹ Schools with enrollment, including Alternative and Career Technical Education

² Average Daily Membership (includes virtual students)

³ Data collected in FY20 and used for FY21 funding

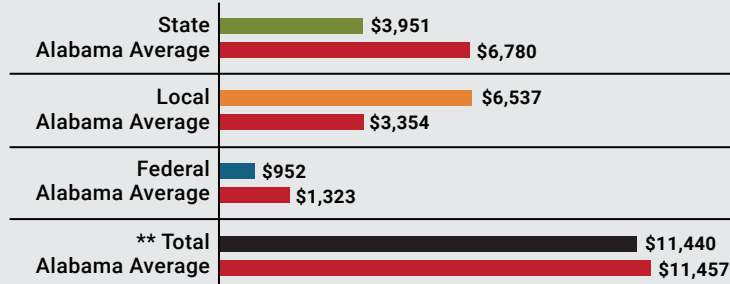
⁴ 2020-2021 NEA Rankings of the States

Total Per-Pupil Expenditures (PPE)



Per-Pupil Revenue Sources

Gulf Shores City Revenue Sources



137
STATE
RANK

5
LOCAL
RANK

115
FEDERAL
RANK

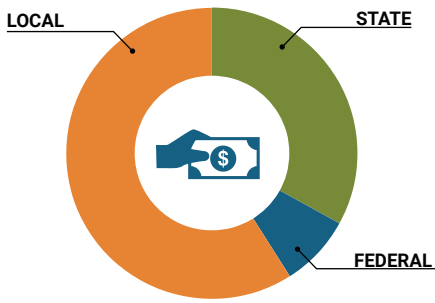
OVERALL SYSTEM RANK 64

** Total Revenue Among 138 School Systems

* THIS REPORT INCLUDES FISCAL YEAR 2020 DATA

School System Revenue

How was your school system funded?¹



\$8,526,344	STATE	33%
\$2,053,729	FEDERAL	8%
\$15,044,870	LOCAL	59%
— \$6,180,104	Local 10-Mill Match	
\$8,864,766	AVAILABLE LOCAL REVENUE	

VALUE OF 1-MILL
For Your School System

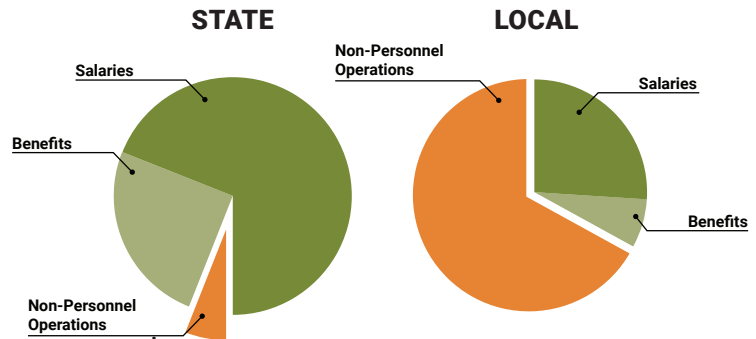
\$618,010

School System Spending

How did your school system spend state & local dollars?¹

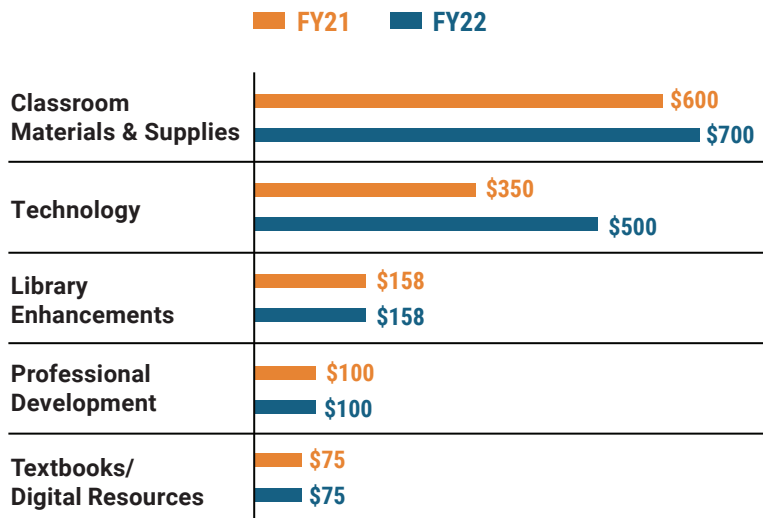
	STATE SPENDING ^{2,3}	LOCAL SPENDING ²
Salaries	\$9,711,696	\$1,387,140
Benefits	\$3,547,470	\$375,254
Non-Personnel Operations	\$817,118	\$3,660,008
TOTAL	\$14,076,283	\$5,422,402

¹ Revenues and expenditures may contain nominal variances due to rounding
² Does not include debt service or capital outlay
³ Includes 10-mill match
⁴ Such as utilities, operations & maintenance, etc.

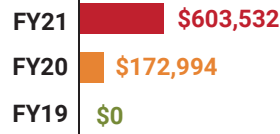


Only 6% of state funding is available for non-personnel expenditures⁴

Instructional Support



Educational Advancement & Technology Fund⁵



⁵ These one-time supplemental funds may be used for repairs and deferred maintenance, classroom instructional supplies, insurance for facilities, transportation, technology and school safety measures.

System Debt

TOTAL DEBT⁶	DEBT PER STUDENT
\$23,086,888	\$10,698

⁶ The debt totals in system audit reports may differ due to audit adjustments.



ALABAMA
ASSOCIATION OF
SCHOOL BOARDS

Sally Smith, J.D.
Executive Director

Tracey A. Meyer
Governmental Relations Coordinator

43 South Jackson Street
Montgomery, Alabama 36104

1-800-562-0601 | AlabamaSchoolBoards.org

[@AlaSchoolBoards](https://twitter.com/AlaSchoolBoards) [f Facebook.com/AlabamaSchoolBoards](https://facebook.com/AlabamaSchoolBoards)