



GENEVA CITY

SCHOOL SYSTEM SNAPSHOT: 2022 EDITION*

511 Panther Drive | Geneva, AL 36340 | (334) 684-1090

Superintendent

Ronald L. Snell

Board Members

Michael Booth, Ron Justice, Tonya Roney, Rev. Russell Clausell, Karen Simmons



\$959,266

Cost of One Month's
Operation/General Fund



1.93

Number of Months
Reserve Balance

By the Numbers



Schools¹..... 3



Students/ADM²..... 1,255



Free & Reduced Lunch..... 50%

Community Eligibility Program..... 37%



Number of Route Buses³..... 10

Buses 10 yrs. old or less..... **100%**

Students Bused..... **540**



Full-Time Employees..... 150

Teachers..... **83**

Principals/
Assistant Principals..... **6**

Counselors..... **3**

Librarians..... **3**

Other Certified Employees..... **6**

Support Personnel..... **49**

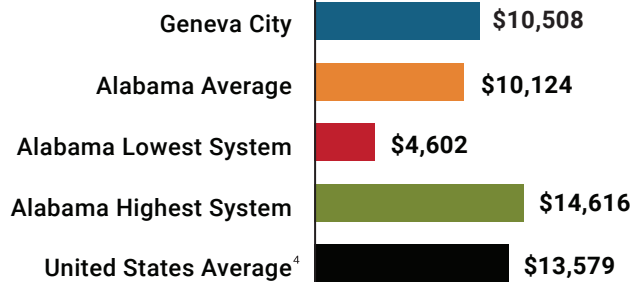
¹ Schools with enrollment, including Alternative and Career Technical Education

² Average Daily Membership (includes virtual students)

³ Data collected in FY20 and used for FY21 funding

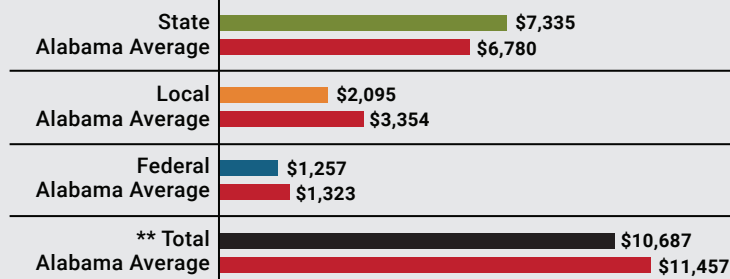
⁴ 2020-2021 NEA Rankings of the States

Total Per-Pupil Expenditures (PPE)



Per-Pupil Revenue Sources

Geneva City Revenue Sources



53
STATE
RANK

100
LOCAL
RANK

85
FEDERAL
RANK

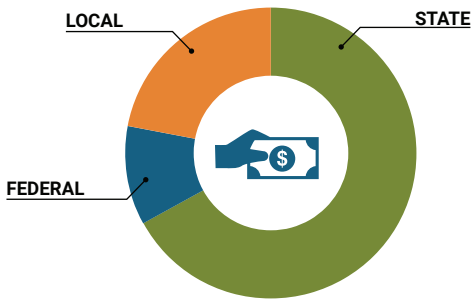
OVERALL SYSTEM RANK 102

** Total Revenue Among 138 School Systems

* THIS REPORT INCLUDES FISCAL YEAR 2020 DATA

School System Revenue

How was your school system funded?¹



\$9,205,256	STATE	67%
\$1,577,624	FEDERAL	11%
\$3,047,389	LOCAL	22%
\$442,580	Local 10-Mill Match	
\$2,604,809	AVAILABLE LOCAL REVENUE	

VALUE OF 1-MILL
For Your School System

\$44,258

School System Spending

How did your school system spend state & local dollars?¹

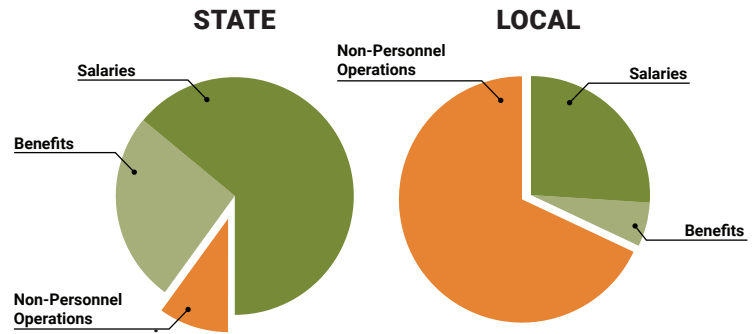
	STATE SPENDING ^{2,3}	LOCAL SPENDING ²
Salaries	\$6,156,367	\$566,421
Benefits	\$2,433,622	\$136,361
Non-Personnel Operations	\$917,095	\$1,481,052
TOTAL	\$9,507,083	\$2,183,833

¹ Revenues and expenditures may contain nominal variances due to rounding

² Does not include debt service or capital outlay

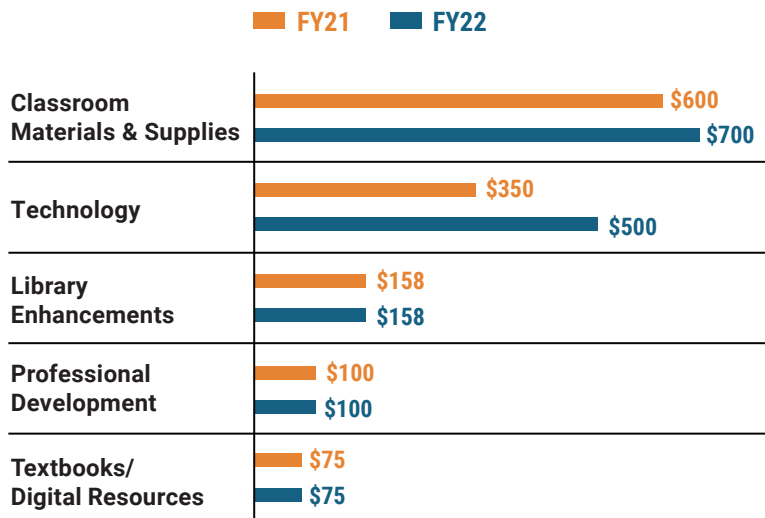
³ Includes 10-mill match

⁴ Such as utilities, operations & maintenance, etc.



Only 10% of state funding is available for non-personnel expenditures⁴

Instructional Support



Educational Advancement & Technology Fund⁵

FY21	\$350,957
FY20	\$300,960
FY19	\$336,175

⁵ These one-time supplemental funds may be used for repairs and deferred maintenance, classroom instructional supplies, insurance for facilities, transportation, technology and school safety measures.

System Debt

TOTAL DEBT⁶	DEBT PER STUDENT
\$10,248,203	\$8,166

⁶ The debt totals in system audit reports may differ due to audit adjustments.



ALABAMA
ASSOCIATION OF
SCHOOL BOARDS

Sally Smith, J.D.
Executive Director

Tracey A. Meyer
Governmental Relations Coordinator

43 South Jackson Street
Montgomery, Alabama 36104

1-800-562-0601 | AlabamaSchoolBoards.org

[@AlaSchoolBoards](https://twitter.com/AlaSchoolBoards) [Facebook.com/AlabamaSchoolBoards](https://facebook.com/AlabamaSchoolBoards)