



FAIRFIELD CITY

SCHOOL SYSTEM SNAPSHOT: 2022 EDITION*

6405 Avenue D. | Fairfield, AL 35064 | (205) 783-6850


Superintendent

Dr. Regina D. Thompson






Board Members

Dr. Donna Hall Mitchell, Dr. Marion Evans, Randal D. Smith, Elise E. McLin, Willie L. Rodgers, Jr.

 **\$1,218,151**
Cost of One Month's
Operation/General Fund

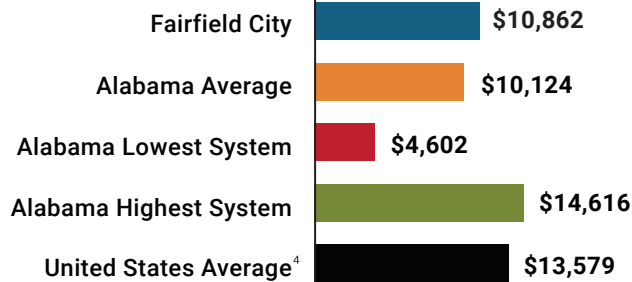
 **5.45**
Number of Months
Reserve Balance

By the Numbers

	Schools¹	5
	Students/ADM²	1,635
	Free & Reduced Lunch	71%
	Community Eligibility Program	82%
	Number of Route Buses³	7
	Buses 10 yrs. old or less.....	86%
	Students Bused.....	556
	Full-Time Employees	198
	Teachers.....	106
	Principals/ Assistant Principals.....	8
	Counselors.....	5
	Librarians.....	4
	Other Certified Employees.....	8
	Support Personnel.....	67

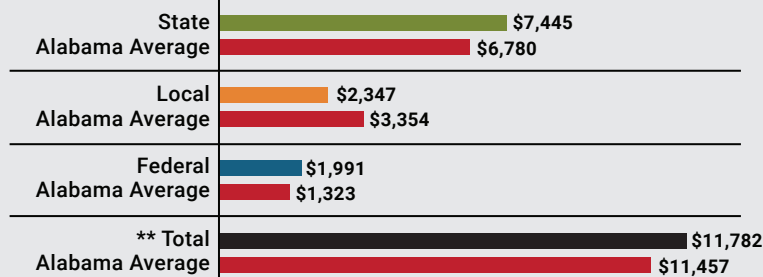
¹ Schools with enrollment, including Alternative and Career Technical Education
² Average Daily Membership (includes virtual students)
³ Data collected in FY20 and used for FY21 funding
⁴ 2020-2021 NEA Rankings of the States

Total Per-Pupil Expenditures (PPE)



Per-Pupil Revenue Sources

Fairfield City Revenue Sources



40
STATE
RANK

82
LOCAL
RANK

22
FEDERAL
RANK

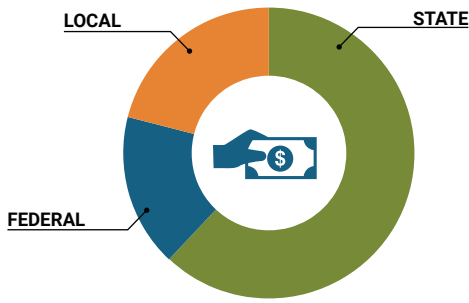
OVERALL SYSTEM RANK 45

** Total Revenue Among 138 School Systems

* THIS REPORT INCLUDES FISCAL YEAR 2020 DATA

School System Revenue

How was your school system funded?¹



\$12,171,779	STATE	62%
\$3,255,190	FEDERAL	17%
\$4,128,215	LOCAL	21%
\$630,870	Local 10-Mill Match	
\$3,497,345	AVAILABLE LOCAL REVENUE	

VALUE OF 1-MILL For Your School System

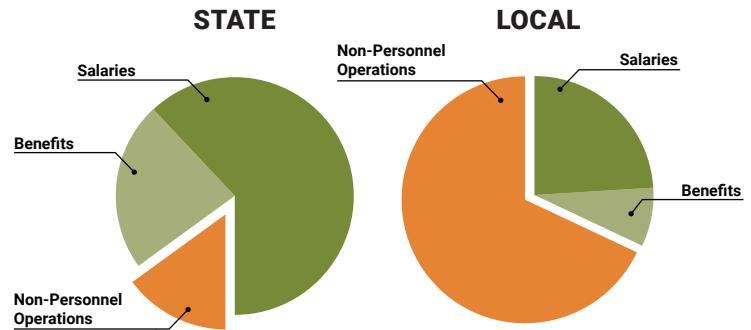
\$63,087

School System Spending

How did your school system spend state & local dollars?¹

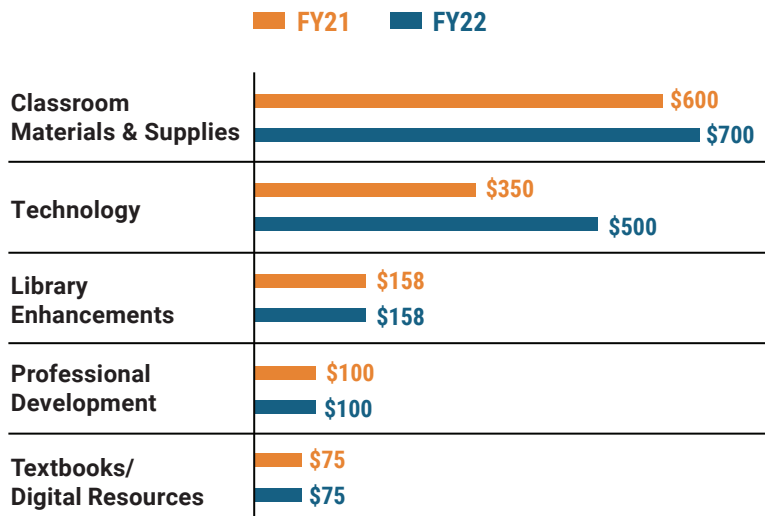
	STATE SPENDING ^{2,3}	LOCAL SPENDING ²
Salaries	\$7,508,335	\$702,235
Benefits	\$2,825,207	\$228,576
Non-Personnel Operations	\$1,705,326	\$1,980,349
TOTAL	\$12,038,868	\$2,914,160

¹ Revenues and expenditures may contain nominal variances due to rounding
² Does not include debt service or capital outlay
³ Includes 10-mill match
⁴ Such as utilities, operations & maintenance, etc.



Only 14% of state funding is available for non-personnel expenditures⁴

Instructional Support



Educational Advancement & Technology Fund⁵

FY21	\$457,155
FY20	\$389,034
FY19	\$458,904

⁵ These one-time supplemental funds may be used for repairs and deferred maintenance, classroom instructional supplies, insurance for facilities, transportation, technology and school safety measures.

System Debt

TOTAL DEBT⁶	DEBT PER STUDENT
\$1,484,250	\$908

⁶ The debt totals in system audit reports may differ due to audit adjustments.



ALABAMA ASSOCIATION OF SCHOOL BOARDS

Sally Smith, J.D.
Executive Director

Tracey A. Meyer
Governmental Relations Coordinator

43 South Jackson Street
Montgomery, Alabama 36104

1-800-562-0601 | AlabamaSchoolBoards.org

@AlaSchoolBoards Facebook.com/AlabamaSchoolBoards