



ENTERPRISE CITY

SCHOOL SYSTEM SNAPSHOT: 2022 EDITION*

P.O. Box 311790 | Enterprise, AL 36331 | (334) 347-9531


Superintendent

Dr. Zel Thomas






Board Members

Steven Duke, Martha Williams, Rodrick Caldwell, Jennifer Boykins, Dr. Joan Newman

 **\$4,729,183**
Cost of One Month's
Operation/General Fund

 **3.52**
Number of Months
Reserve Balance

By the Numbers

	Schools¹	10
	Students/ADM²	6,759
	Free & Reduced Lunch	44%
	Community Eligibility Program	31%
	Number of Route Buses³	68
	Buses 10 yrs. old or less.....	94%
	Students Bused.....	3,750
	Full-Time Employees	794
	Teachers.....	406
	Principals/ Assistant Principals.....	21
	Counselors.....	13
	Librarians.....	10
	Other Certified Employees.....	26
	Support Personnel.....	318

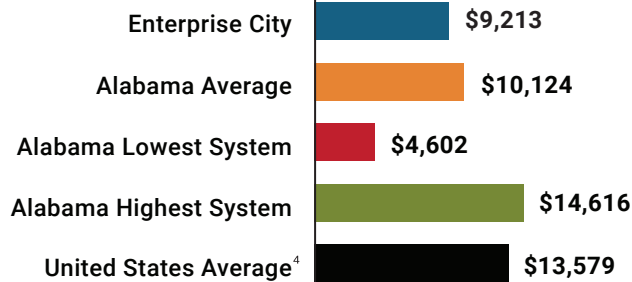
¹ Schools with enrollment, including Alternative and Career Technical Education

² Average Daily Membership (includes virtual students)

³ Data collected in FY20 and used for FY21 funding

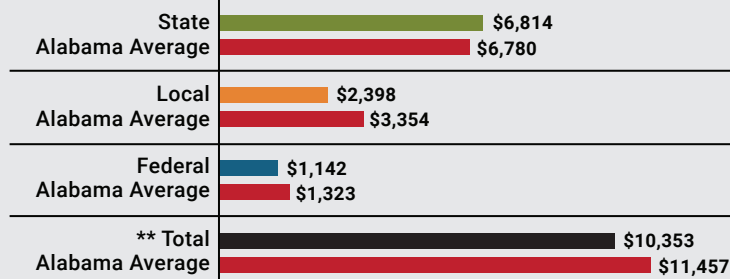
⁴ 2020-2021 NEA Rankings of the States

Total Per-Pupil Expenditures (PPE)



Per-Pupil Revenue Sources

Enterprise City Revenue Sources



93
STATE
RANK

78
LOCAL
RANK

99
FEDERAL
RANK

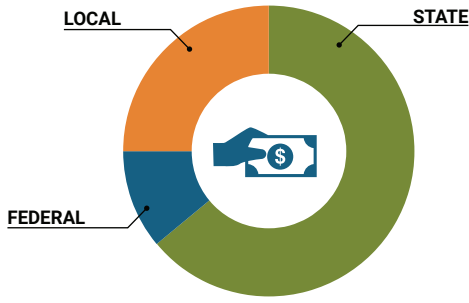
OVERALL SYSTEM RANK 117

** Total Revenue Among 138 School Systems

* THIS REPORT INCLUDES FISCAL YEAR 2020 DATA

School System Revenue

How was your school system funded?¹



\$46,053,094	STATE	64%
\$7,716,548	FEDERAL	11%
\$18,692,830	LOCAL	26%
— \$5,583,360	Local 10-Mill Match	
\$13,109,470	AVAILABLE LOCAL REVENUE	

VALUE OF 1-MILL For Your School System

\$558,336

School System Spending

How did your school system spend state & local dollars?¹

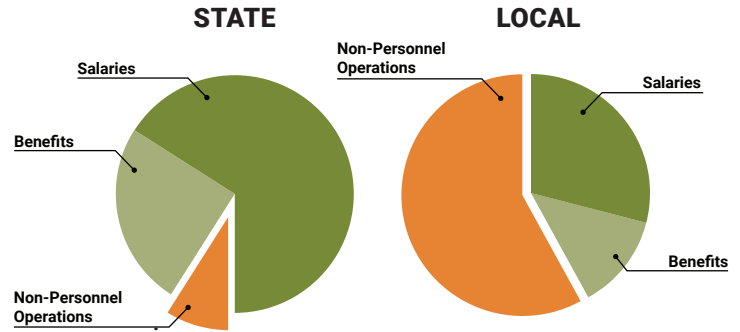
	STATE SPENDING ^{2,3}	LOCAL SPENDING ²
Salaries	\$30,200,022	\$3,146,265
Benefits	\$11,718,241	\$1,426,316
Non-Personnel Operations	\$4,095,433	\$6,291,928
TOTAL	\$46,013,696	\$10,864,509

¹ Revenues and expenditures may contain nominal variances due to rounding

² Does not include debt service or capital outlay

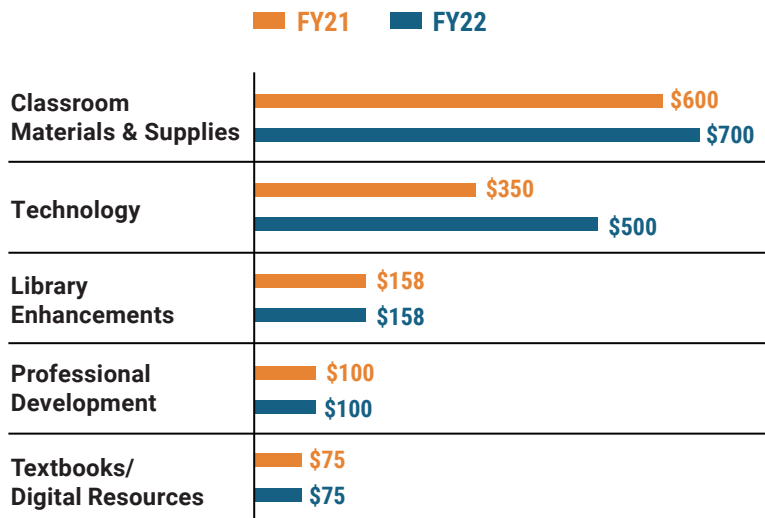
³ Includes 10-mill match

⁴ Such as utilities, operations & maintenance, etc.



Only 9% of state funding is available for non-personnel expenditures⁴

Instructional Support



Educational Advancement & Technology Fund⁵

FY21	\$1,890,406
FY20	\$1,592,334
FY19	\$1,888,919

⁵ These one-time supplemental funds may be used for repairs and deferred maintenance, classroom instructional supplies, insurance for facilities, transportation, technology and school safety measures.

System Debt

TOTAL DEBT⁶	\$6,161,037
DEBT PER STUDENT	\$912

⁶ The debt totals in system audit reports may differ due to audit adjustments.



ALABAMA
ASSOCIATION OF
SCHOOL BOARDS

Sally Smith, J.D.
Executive Director

Tracey A. Meyer
Governmental Relations Coordinator

43 South Jackson Street
Montgomery, Alabama 36104

1-800-562-0601 | AlabamaSchoolBoards.org

@AlaSchoolBoards Facebook.com/AlabamaSchoolBoards