



# DOTHAN CITY

## SCHOOL SYSTEM SNAPSHOT: 2022 EDITION\*

1665 Honeysuckle Road | Dothan, AL 36305 | (334) 793-1397 x236250


**Superintendent**

Dr. Dennis Coe






**Board Members**

Franklin Jones, Aurie Jenkins, Brenda Guilford, Melanie Hill, Scott Childers, Brett Strickland, Amy Bonds

 **\$6,370,975**  
Cost of One Month's  
Operation/General Fund

 **1.80**  
Number of Months  
Reserve Balance

### By the Numbers

	<b>Schools<sup>1</sup></b> .....	<b>15</b>
	<b>Students/ADM<sup>2</sup></b> .....	<b>8,682</b>
	<b>Free &amp; Reduced Lunch</b> .....	<b>72%</b>
	<b>Community Eligibility Program</b> .....	<b>55%</b>
	<b>Number of Route Buses<sup>3</sup></b> .....	<b>68</b>
	Buses 10 yrs. old or less.....	<b>78%</b>
	Students Bused.....	<b>4,558</b>
	<b>Full-Time Employees</b> .....	<b>1,116</b>
	Teachers.....	<b>565</b>
	Principals/ Assistant Principals.....	<b>29</b>
	Counselors.....	<b>21</b>
	Librarians.....	<b>13</b>
	Other Certified Employees.....	<b>51</b>
	Support Personnel.....	<b>437</b>

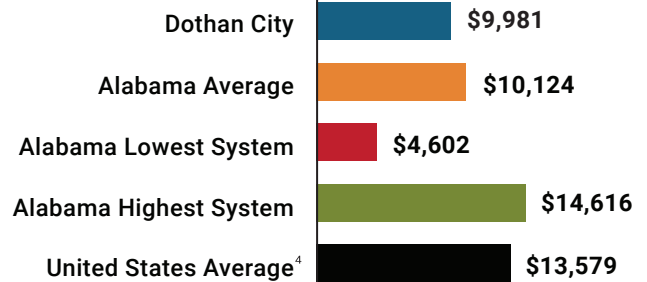
<sup>1</sup> Schools with enrollment, including Alternative and Career Technical Education

<sup>2</sup> Average Daily Membership (includes virtual students)

<sup>3</sup> Data collected in FY20 and used for FY21 funding

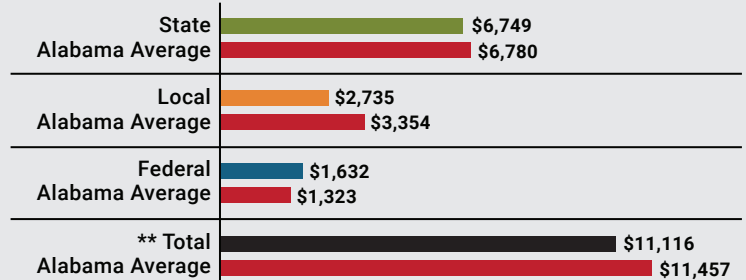
<sup>4</sup> 2020-2021 NEA Rankings of the States

### Total Per-Pupil Expenditures (PPE)



### Per-Pupil Revenue Sources

#### Dothan City Revenue Sources



**101**  
STATE  
RANK

**60**  
LOCAL  
RANK

**45**  
FEDERAL  
RANK

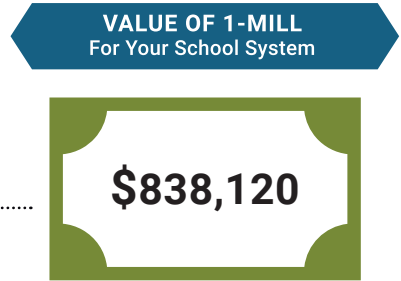
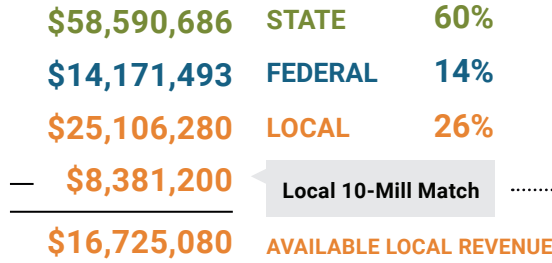
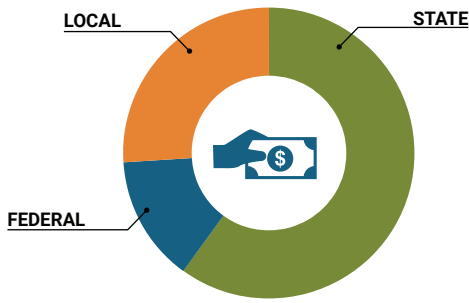
## OVERALL SYSTEM RANK 84

\*\* Total Revenue Among 138 School Systems

\* THIS REPORT INCLUDES FISCAL YEAR 2020 DATA

# School System Revenue

## How was your school system funded?<sup>1</sup>

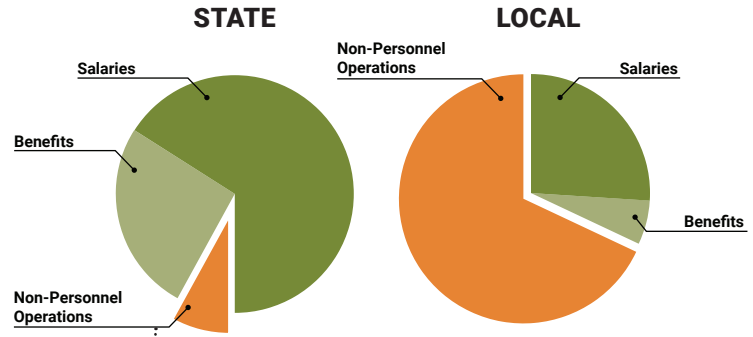


# School System Spending

## How did your school system spend state & local dollars?<sup>1</sup>

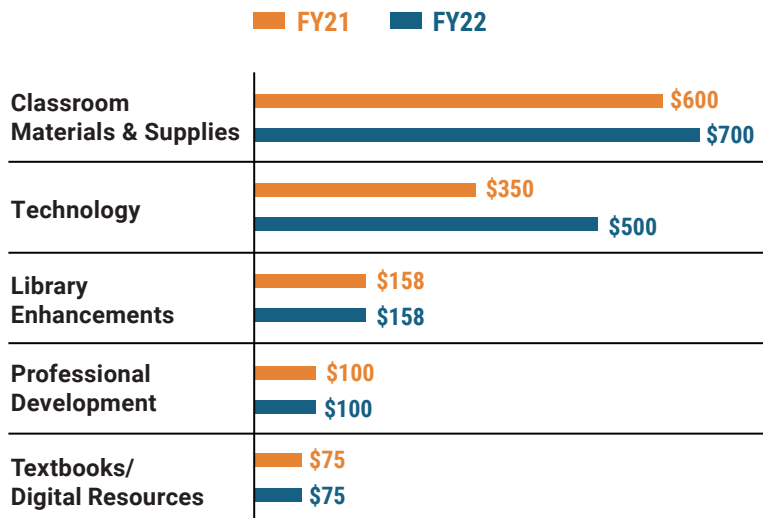
	STATE SPENDING <sup>2,3</sup>	LOCAL SPENDING <sup>2</sup>
Salaries	\$40,611,041	\$3,682,679
Benefits	\$16,258,964	\$874,012
Non-Personnel Operations	\$4,522,947	\$9,871,550
<b>TOTAL</b>	<b>\$61,392,952</b>	<b>\$14,428,242</b>

<sup>1</sup> Revenues and expenditures may contain nominal variances due to rounding  
<sup>2</sup> Does not include debt service or capital outlay  
<sup>3</sup> Includes 10-mill match  
<sup>4</sup> Such as utilities, operations & maintenance, etc.



**Only 7% of state funding is available for non-personnel expenditures<sup>4</sup>**

# Instructional Support



# Educational Advancement & Technology Fund<sup>5</sup>



<sup>5</sup> These one-time supplemental funds may be used for repairs and deferred maintenance, classroom instructional supplies, insurance for facilities, transportation, technology and school safety measures.

# System Debt



<sup>6</sup> The debt totals in system audit reports may differ due to audit adjustments.

