



DALEVILLE CITY

SCHOOL SYSTEM SNAPSHOT: 2022 EDITION*

626 N. Daleville Avenue | Daleville, AL 36322 | (334) 598-2456 x2206

Superintendent

Dr. Lisa Stamps

Board Members

Lynne McWilliams, Richard D. McLin, Angelia Filmore, Steve Kirkland, Johnny Buchanan



\$776,387

Cost of One Month's
Operation/General Fund



1.68

Number of Months
Reserve Balance

By the Numbers



Schools¹..... 2



Students/ADM²..... 1,101



Free & Reduced Lunch..... 69%
Community Eligibility Program..... 54%



Number of Route Buses³..... 13
Buses 10 yrs. old or less..... **92%**
Students Bused..... **631**



Full-Time Employees..... 137
Teachers..... **68**
Principals/
Assistant Principals..... **4**
Counselors..... **2**
Librarians..... **2**
Other Certified Employees..... **9**
Support Personnel..... **52**

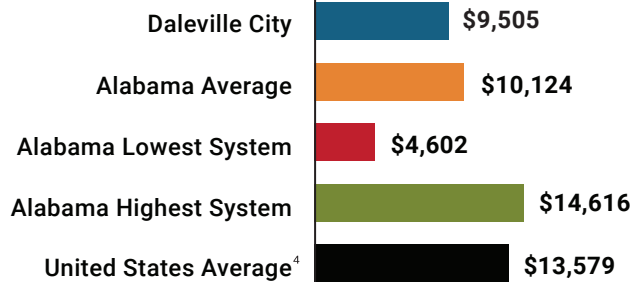
¹ Schools with enrollment, including Alternative and Career Technical Education

² Average Daily Membership (includes virtual students)

³ Data collected in FY20 and used for FY21 funding

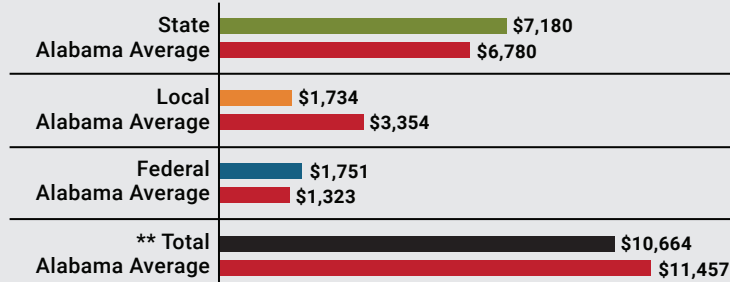
⁴ 2020-2021 NEA Rankings of the States

Total Per-Pupil Expenditures (PPE)



Per-Pupil Revenue Sources

Daleville City Revenue Sources



67

STATE
RANK

123

LOCAL
RANK

32

FEDERAL
RANK

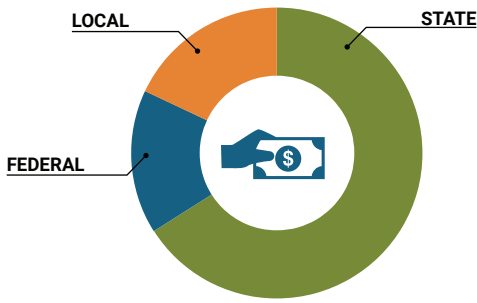
OVERALL SYSTEM RANK 103

** Total Revenue Among 138 School Systems

* THIS REPORT INCLUDES FISCAL YEAR 2020 DATA

School System Revenue

How was your school system funded?¹



\$7,904,993	STATE	66%
\$1,927,359	FEDERAL	16%
\$2,210,383	LOCAL	18%
\$482,590	Local 10-Mill Match	
\$1,727,793	AVAILABLE LOCAL REVENUE	

VALUE OF 1-MILL
For Your School System

\$48,259

School System Spending

How did your school system spend state & local dollars?¹

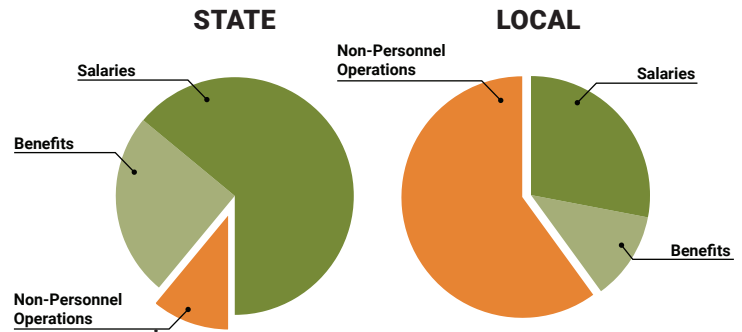
	STATE SPENDING ^{2,3}	LOCAL SPENDING ²
Salaries	\$4,984,336	\$278,013
Benefits	\$1,982,182	\$125,659
Non-Personnel Operations	\$836,789	\$610,279
TOTAL	\$7,803,307	\$1,013,952

¹ Revenues and expenditures may contain nominal variances due to rounding

² Does not include debt service or capital outlay

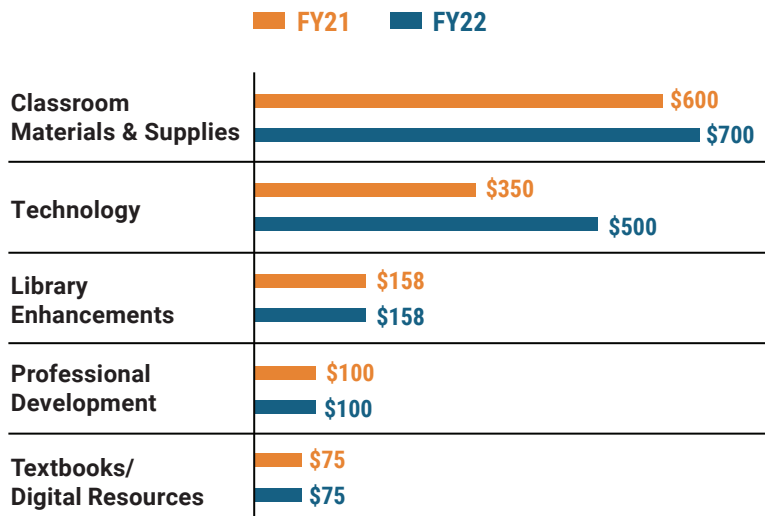
³ Includes 10-mill match

⁴ Such as utilities, operations & maintenance, etc.



Only 11% of state funding is available for non-personnel expenditures⁴

Instructional Support



Educational Advancement & Technology Fund⁵

FY21	\$307,814
FY20	\$252,618
FY19	\$251,721

⁵ These one-time supplemental funds may be used for repairs and deferred maintenance, classroom instructional supplies, insurance for facilities, transportation, technology and school safety measures.

System Debt

TOTAL DEBT⁶	\$7,906,448	DEBT PER STUDENT	\$7,181
-------------------------------	--------------------	-------------------------	----------------

⁶ The debt totals in system audit reports may differ due to audit adjustments.



ALABAMA
ASSOCIATION OF
SCHOOL BOARDS

Sally Smith, J.D.
Executive Director

Tracey A. Meyer
Governmental Relations Coordinator

43 South Jackson Street
Montgomery, Alabama 36104

1-800-562-0601 | AlabamaSchoolBoards.org

[@AlaSchoolBoards](https://twitter.com/AlaSchoolBoards) [Facebook.com/AlabamaSchoolBoards](https://facebook.com/AlabamaSchoolBoards)