



CHICKASAW CITY

SCHOOL SYSTEM SNAPSHOT: 2022 EDITION*

P.O. Box 11493 | Chickasaw, AL 36611 | (251) 452-2256

Superintendent

David Wofford

Board Members

James C. Trout, Elizabeth Grizzle, Jenny Parker, Christopher Hanson, Melissa Roby



\$868,396

Cost of One Month's
Operation/General Fund



2.71

Number of Months
Reserve Balance

By the Numbers



Schools¹..... 3



Students/ADM²..... 1,342



Free & Reduced Lunch..... 64%

Community Eligibility Program..... 68%



Number of Route Buses³..... 6

Buses 10 yrs. old or less..... **100%**

Students Bused..... **575**



Full-Time Employees..... 140

Teachers..... **71**

Principals/
Assistant Principals..... **5**

Counselors..... **4**

Librarians..... **2**

Other Certified Employees..... **5**

Support Personnel..... **53**

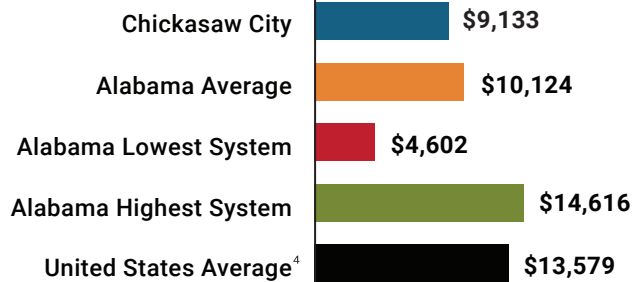
¹ Schools with enrollment, including Alternative and Career Technical Education

² Average Daily Membership (includes virtual students)

³ Data collected in FY20 and used for FY21 funding

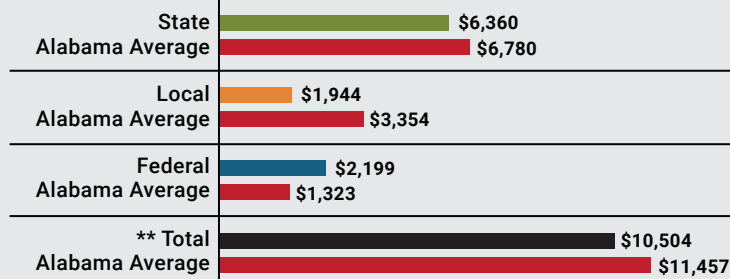
⁴ 2020-2021 NEA Rankings of the States

Total Per-Pupil Expenditures (PPE)



Per-Pupil Revenue Sources

Chickasaw City Revenue Sources



121
STATE
RANK

110
LOCAL
RANK

17
FEDERAL
RANK

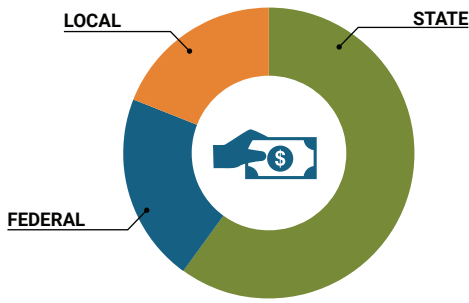
OVERALL SYSTEM RANK 110

** Total Revenue Among 138 School Systems

* THIS REPORT INCLUDES FISCAL YEAR 2020 DATA

School System Revenue

How was your school system funded?¹



| | | |
|--------------------|-------------------------|-----|
| \$8,535,077 | STATE | 60% |
| \$2,951,237 | FEDERAL | 21% |
| \$2,752,324 | LOCAL | 19% |
| \$437,890 | Local 10-Mill Match | |
| \$2,314,434 | AVAILABLE LOCAL REVENUE | |

VALUE OF 1-MILL
For Your School System

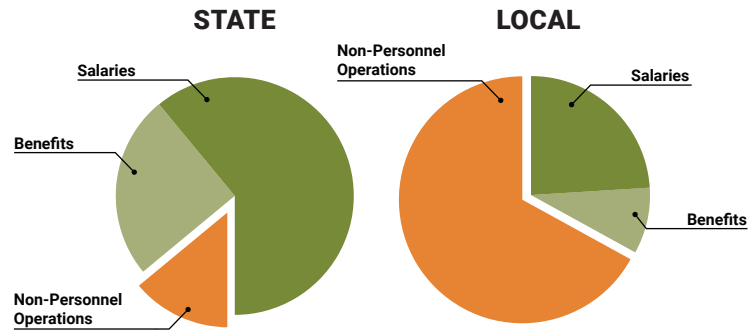
\$43,789

School System Spending

How did your school system spend state & local dollars?¹

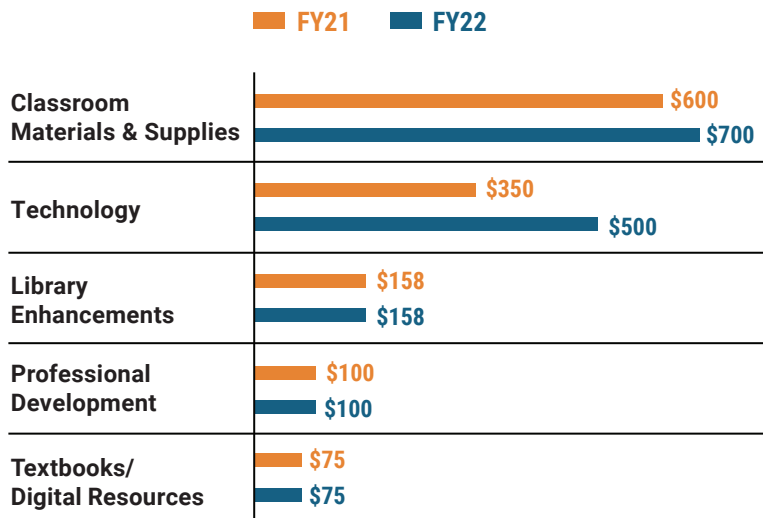
| | STATE SPENDING ^{2,3} | LOCAL SPENDING ² |
|--------------------------|-------------------------------|-----------------------------|
| Salaries | \$5,349,682 | \$379,812 |
| Benefits | \$2,155,924 | \$140,787 |
| Non-Personnel Operations | \$1,225,677 | \$1,068,663 |
| TOTAL | \$8,731,283 | \$1,589,262 |

¹ Revenues and expenditures may contain nominal variances due to rounding
² Does not include debt service or capital outlay
³ Includes 10-mill match
⁴ Such as utilities, operations & maintenance, etc.



Only 14% of state funding is available for non-personnel expenditures⁴

Instructional Support



Educational Advancement & Technology Fund⁵

| | |
|------|-----------|
| FY21 | \$375,206 |
| FY20 | \$265,653 |
| FY19 | \$295,682 |

⁵ These one-time supplemental funds may be used for repairs and deferred maintenance, classroom instructional supplies, insurance for facilities, transportation, technology and school safety measures.

System Debt

| | |
|-------------------------------|-------------------------|
| TOTAL DEBT⁶ | DEBT PER STUDENT |
| \$2,035,226 | \$1,517 |

⁶ The debt totals in system audit reports may differ due to audit adjustments.



ALABAMA
ASSOCIATION OF
SCHOOL BOARDS

Sally Smith, J.D.
Executive Director

Tracey A. Meyer
Governmental Relations Coordinator

43 South Jackson Street
Montgomery, Alabama 36104

1-800-562-0601 | AlabamaSchoolBoards.org

@AlaSchoolBoards Facebook.com/AlabamaSchoolBoards