



BESSEMER CITY

SCHOOL SYSTEM SNAPSHOT: 2022 EDITION*

1621 5th Avenue N. | Bessemer, AL 35020 | (205) 432-3000

Superintendent

Dr. Autumm Jeter






Board Members

Amos Rembert, Jr., Jerome Cook, Remeka Thompson, Lee Jones, Samuel Morris, Renna Soles Scott, Vera Eades

 **\$2,793,461**
Cost of One Month's
Operation/General Fund

 **5.00**
Number of Months
Reserve Balance

By the Numbers

	Schools¹	8
	Students/ADM²	3,481
	Free & Reduced Lunch	66%
	Community Eligibility Program	71%
	Number of Route Buses³	34
	Buses 10 yrs. old or less.....	97%
	Students Bused.....	1,460
	Full-Time Employees	468
	Teachers.....	235
	Principals/ Assistant Principals.....	15
	Counselors.....	11
	Librarians.....	6
	Other Certified Employees.....	9
	Support Personnel.....	192

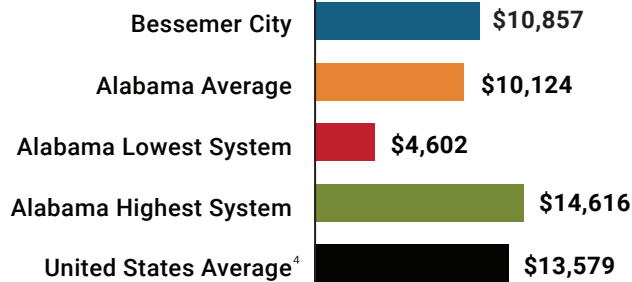
¹ Schools with enrollment, including Alternative and Career Technical Education

² Average Daily Membership (includes virtual students)

³ Data collected in FY20 and used for FY21 funding

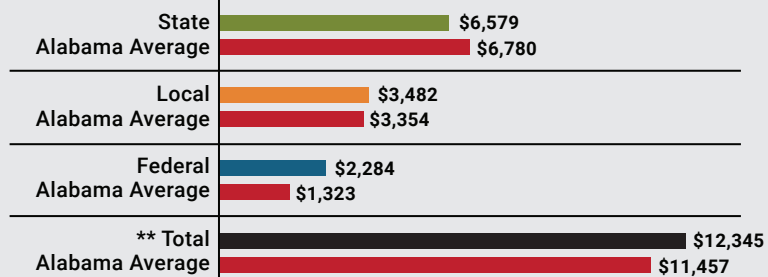
⁴ 2020-2021 NEA Rankings of the States

Total Per-Pupil Expenditures (PPE)



Per-Pupil Revenue Sources

Bessemer City Revenue Sources



112
STATE
RANK

37
LOCAL
RANK

15
FEDERAL
RANK

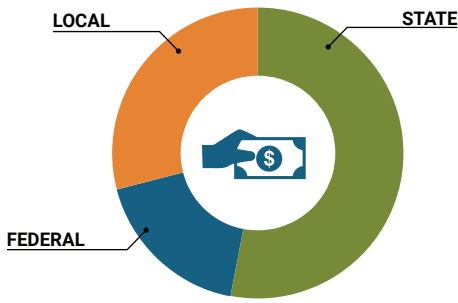
OVERALL SYSTEM RANK 32

** Total Revenue Among 138 School Systems

* THIS REPORT INCLUDES FISCAL YEAR 2020 DATA

School System Revenue

How was your school system funded?¹



\$22,902,955	STATE	53%
\$7,950,285	FEDERAL	18%
\$12,621,673	LOCAL	29%
— \$3,825,490	Local 10-Mill Match	
\$8,796,183	AVAILABLE LOCAL REVENUE	

VALUE OF 1-MILL
For Your School System

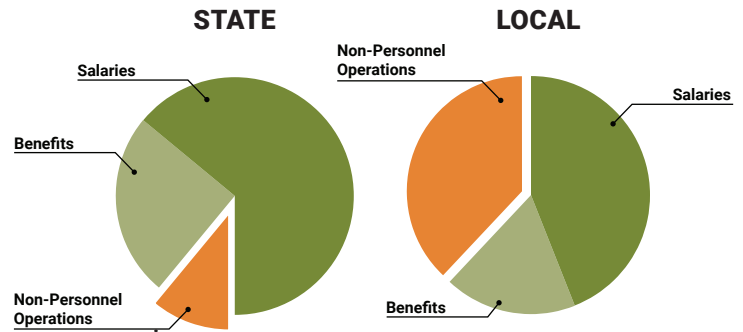
\$382,549

School System Spending

How did your school system spend state & local dollars?¹

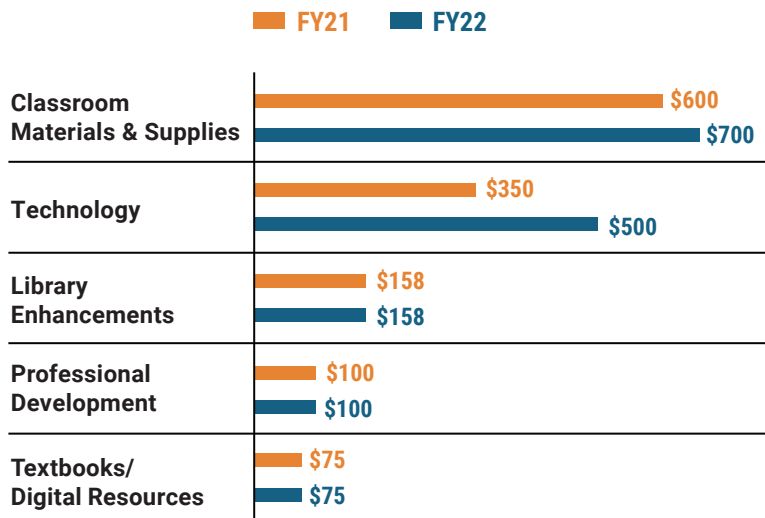
	STATE SPENDING ^{2,3}	LOCAL SPENDING ²
Salaries	\$15,658,781	\$3,187,366
Benefits	\$5,989,541	\$1,262,707
Non-Personnel Operations	\$2,716,390	\$2,770,932
TOTAL	\$24,364,712	\$7,221,005

¹ Revenues and expenditures may contain nominal variances due to rounding
² Does not include debt service or capital outlay
³ Includes 10-mill match
⁴ Such as utilities, operations & maintenance, etc.



Only 11% of state funding is available for non-personnel expenditures⁴

Instructional Support



Educational Advancement & Technology Fund⁵



⁵ These one-time supplemental funds may be used for repairs and deferred maintenance, classroom instructional supplies, insurance for facilities, transportation, technology and school safety measures.

System Debt

TOTAL DEBT⁶ **DEBT PER STUDENT**
\$166,575,489 **\$47,853**

⁶ The debt totals in system audit reports may differ due to audit adjustments.



ALABAMA
ASSOCIATION OF
SCHOOL BOARDS

Sally Smith, J.D.
Executive Director

Tracey A. Meyer
Governmental Relations Coordinator

43 South Jackson Street
Montgomery, Alabama 36104

1-800-562-0601 | AlabamaSchoolBoards.org

@AlaSchoolBoards Facebook.com/AlabamaSchoolBoards