



AUBURN CITY

SCHOOL SYSTEM SNAPSHOT: 2022 EDITION*

P.O. Box 3270 | Auburn, AL 36831 | (334) 887-2100


Superintendent

Dr. Cristen Pratt Herring






Board Members

Charles Smith, Melanie D. Chambless, Dr. William T. Hutto, Dr. Terry Jenkins, Kathy Powell

 **\$7,018,569**
Cost of One Month's
Operation/General Fund

 **3.57**
Number of Months
Reserve Balance

By the Numbers

	Schools¹	13
	Students/ADM²	8,890
	Free & Reduced Lunch	25%
	Community Eligibility Program	17%
	Number of Route Buses³	92
	Buses 10 yrs. old or less.....	100%
	Students Bused.....	4,658
	Full-Time Employees	1,095
	Teachers.....	566
	Principals/ Assistant Principals.....	31
	Counselors.....	23
	Librarians.....	14
	Other Certified Employees.....	37
	Support Personnel.....	424

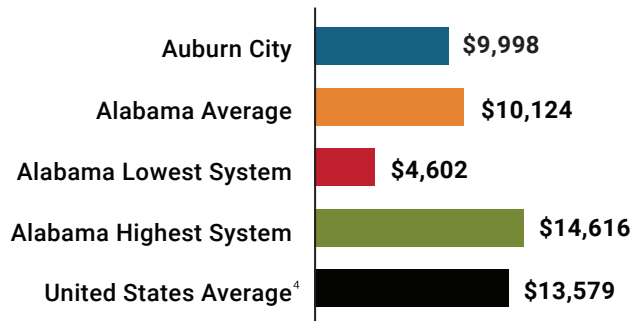
¹ Schools with enrollment, including Alternative and Career Technical Education

² Average Daily Membership (includes virtual students)

³ Data collected in FY20 and used for FY21 funding

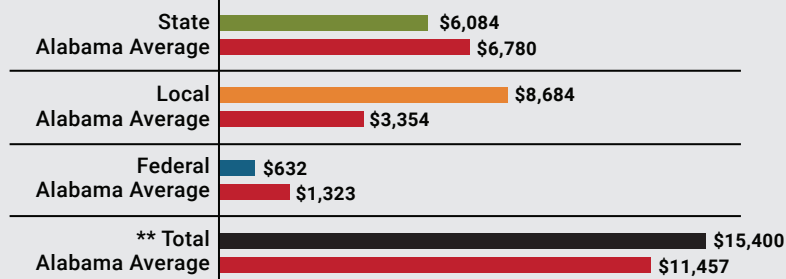
⁴ 2020-2021 NEA Rankings of the States

Total Per-Pupil Expenditures (PPE)



Per-Pupil Revenue Sources

Auburn City Revenue Sources



129
STATE
RANK

2
LOCAL
RANK

133
FEDERAL
RANK

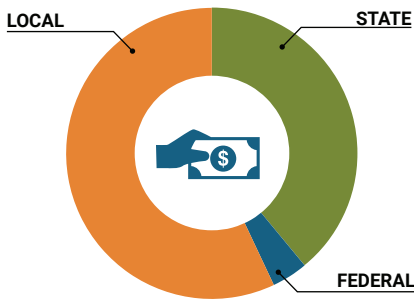
OVERALL SYSTEM RANK 3

** Total Revenue Among 138 School Systems

* THIS REPORT INCLUDES FISCAL YEAR 2020 DATA

School System Revenue

How was your school system funded?¹



\$54,089,581	STATE	39%
\$5,621,258	FEDERAL	4%
\$79,839,421	LOCAL	57%
— \$9,759,930	Local 10-Mill Match	
\$70,079,491	AVAILABLE LOCAL REVENUE	

VALUE OF 1-MILL
For Your School System

\$975,993

School System Spending

How did your school system spend state & local dollars?¹

	STATE SPENDING ^{2,3}	LOCAL SPENDING ²
Salaries	\$38,306,786	\$10,520,741
Benefits	\$14,879,464	\$3,443,293
Non-Personnel Operations	\$4,945,738	\$11,897,664
TOTAL	\$58,131,988	\$25,861,697

¹ Revenues and expenditures may contain nominal variances due to rounding

² Does not include debt service or capital outlay

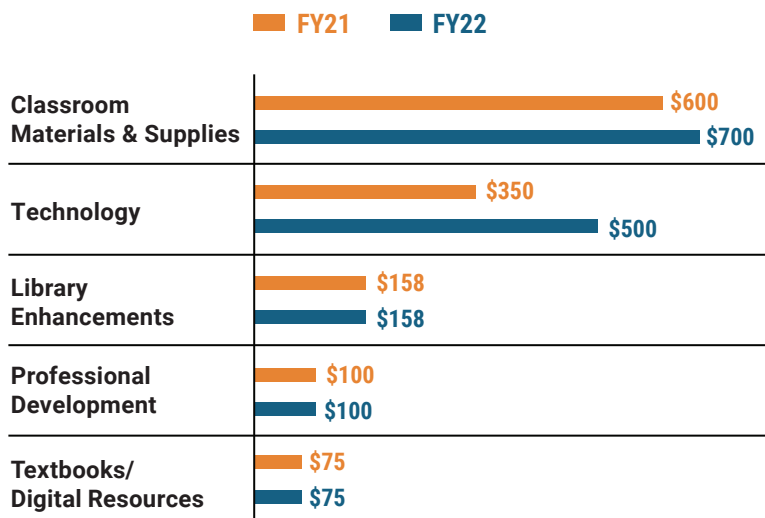
³ Includes 10-mill match

⁴ Such as utilities, operations & maintenance, etc.



Only 9% of state funding is available for non-personnel expenditures⁴

Instructional Support



Educational Advancement & Technology Fund⁵

FY21	\$2,486,428
FY20	\$2,096,294
FY19	\$2,303,688

⁵ These one-time supplemental funds may be used for repairs and deferred maintenance, classroom instructional supplies, insurance for facilities, transportation, technology and school safety measures.

System Debt

TOTAL DEBT⁶	DEBT PER STUDENT
\$82,745	\$9

⁶ The debt totals in system audit reports may differ due to audit adjustments.



ALABAMA
ASSOCIATION OF
SCHOOL BOARDS

Sally Smith, J.D.
Executive Director

Tracey A. Meyer
Governmental Relations Coordinator

43 South Jackson Street
Montgomery, Alabama 36104

1-800-562-0601 | AlabamaSchoolBoards.org

@AlaSchoolBoards Facebook.com/AlabamaSchoolBoards