



ATTALLA CITY

SCHOOL SYSTEM SNAPSHOT: 2022 EDITION*

101 Case Avenue | Attalla, AL 35954 | (256) 538-8051

Superintendent

Jeff Colegrove






Board Members

Deborah A. Dixon, Jack D. Smith, Gary A. Huff, Joey Nance, Allen Snow

 **\$1,106,744**
Cost of One Month's
Operation/General Fund

 **1.10**
Number of Months
Reserve Balance

By the Numbers

	Schools ¹	3
	Students/ADM ²	1,554
	Free & Reduced Lunch.....	67%
	Community Eligibility Program.....	44%
	Number of Route Buses ³	12
	Buses 10 yrs. old or less.....	67%
	Students Bused.....	502
	Full-Time Employees.....	180
	Teachers.....	96
	Principals/ Assistant Principals.....	6
	Counselors.....	4
	Librarians.....	3
	Other Certified Employees.....	5
	Support Personnel.....	66

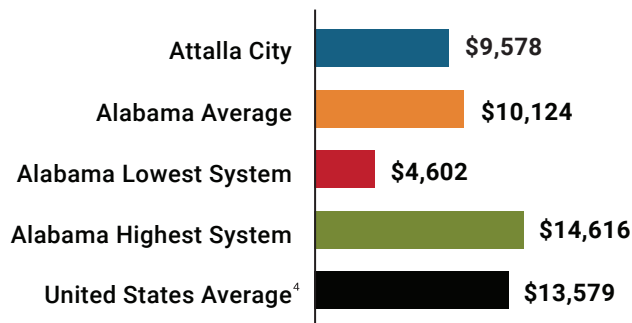
¹ Schools with enrollment, including Alternative and Career Technical Education

² Average Daily Membership (includes virtual students)

³ Data collected in FY20 and used for FY21 funding

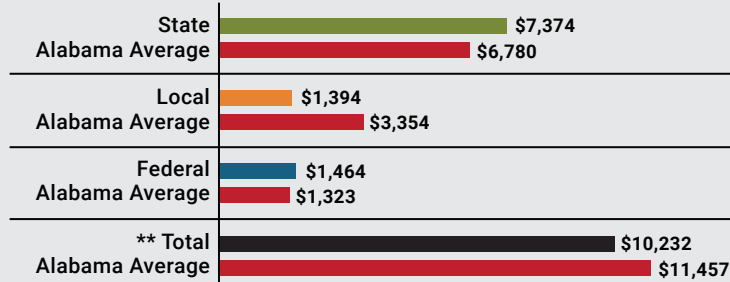
⁴ 2020-2021 NEA Rankings of the States

Total Per-Pupil Expenditures (PPE)



Per-Pupil Revenue Sources

Attalla City Revenue Sources



49
STATE
RANK

135
LOCAL
RANK

62
FEDERAL
RANK

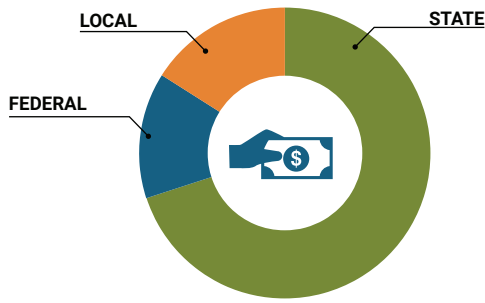
OVERALL SYSTEM RANK 124

** Total Revenue Among 138 School Systems

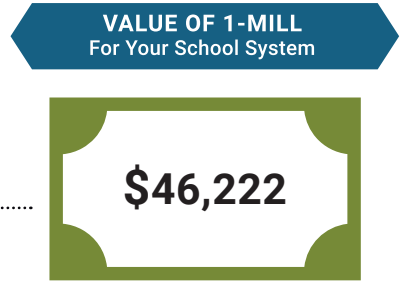
* THIS REPORT INCLUDES FISCAL YEAR 2020 DATA

School System Revenue

How was your school system funded?¹



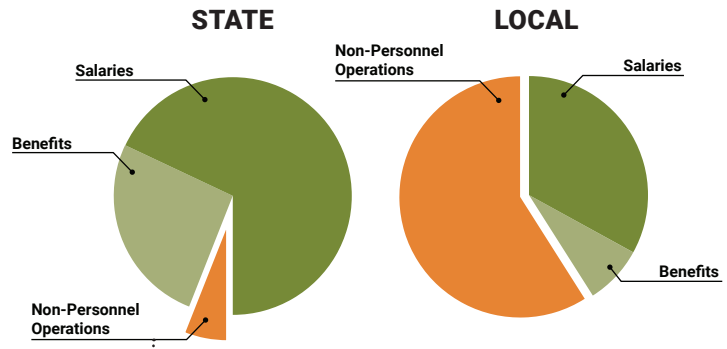
\$11,459,125	STATE	70%
\$2,274,803	FEDERAL	14%
\$2,601,115	LOCAL	16%
<u>\$462,220</u>	Local 10-Mill Match	
\$2,138,895	AVAILABLE LOCAL REVENUE	



School System Spending

How did your school system spend state & local dollars?¹

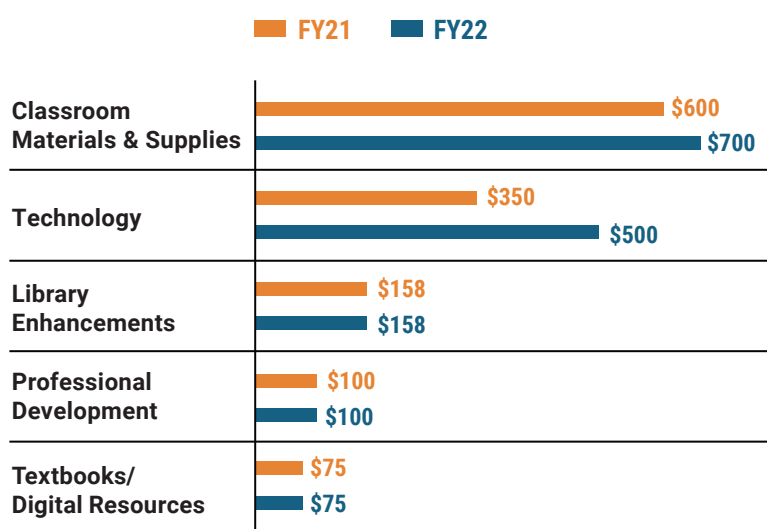
	STATE SPENDING ^{2,3}	LOCAL SPENDING ²
Salaries	\$7,512,934	\$546,509
Benefits	\$2,866,452	\$141,148
Non-Personnel Operations	\$648,505	\$986,813
TOTAL	\$11,027,891	\$1,674,470



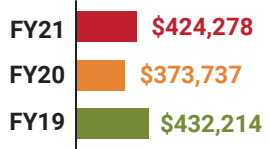
Only 6% of state funding is available for non-personnel expenditures⁴

¹ Revenues and expenditures may contain nominal variances due to rounding
² Does not include debt service or capital outlay
³ Includes 10-mill match
⁴ Such as utilities, operations & maintenance, etc.

Instructional Support



Educational Advancement & Technology Fund⁵



⁵ These one-time supplemental funds may be used for repairs and deferred maintenance, classroom instructional supplies, insurance for facilities, transportation, technology and school safety measures.

System Debt

TOTAL DEBT⁶	DEBT PER STUDENT
\$12,878,209	\$8,287

⁶ The debt totals in system audit reports may differ due to audit adjustments.



Sally Smith, J.D.
Executive Director

Tracey A. Meyer
Governmental Relations Coordinator

43 South Jackson Street
Montgomery, Alabama 36104

1-800-562-0601 | AlabamaSchoolBoards.org

@AlaSchoolBoards Facebook.com/AlabamaSchoolBoards