



ARAB CITY

SCHOOL SYSTEM SNAPSHOT: 2022 EDITION*

750 Arabian Drive N.E. | Arab, AL 35016 | (256) 586-6011

Superintendent

Dr. Johnny Berry

Board Members

Dr. B.C. Maze, Wayne Trimble, Judy Ann Collier, Kevin Walls, Chris Harper



\$1,742,415

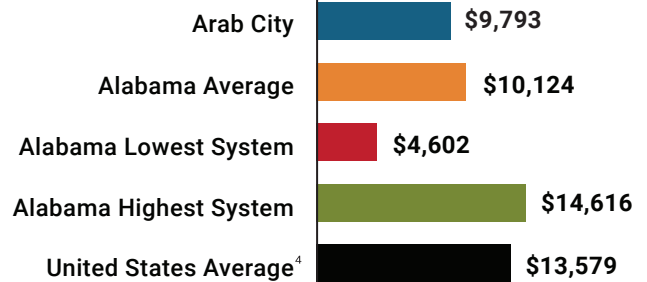
Cost of One Month's
Operation/General Fund



1.36

Number of Months
Reserve Balance

Total Per-Pupil Expenditures (PPE)

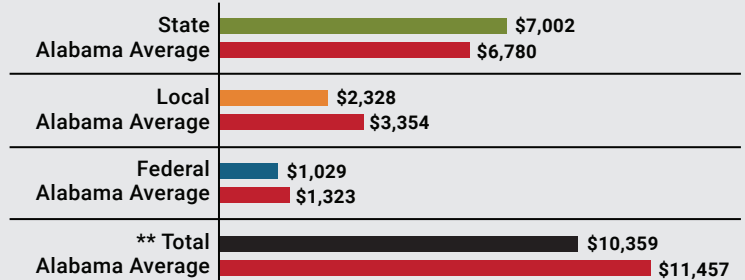


By the Numbers

	Schools¹	4
	Students/ADM²	2,595
	Free & Reduced Lunch	36%
	Community Eligibility Program	23%
	Number of Route Buses³	17
	Buses 10 yrs. old or less.....	65%
	Students Bused.....	1,171
	Full-Time Employees	305
	Teachers.....	181
	Principals/ Assistant Principals.....	10
	Counselors.....	5
	Librarians.....	4
	Other Certified Employees.....	8
	Support Personnel.....	97

Per-Pupil Revenue Sources

Arab City Revenue Sources



83

STATE
RANK

83

LOCAL
RANK

108

FEDERAL
RANK

OVERALL SYSTEM RANK 116

** Total Revenue Among 138 School Systems

* THIS REPORT INCLUDES FISCAL YEAR 2020 DATA

¹ Schools with enrollment, including Alternative and Career Technical Education

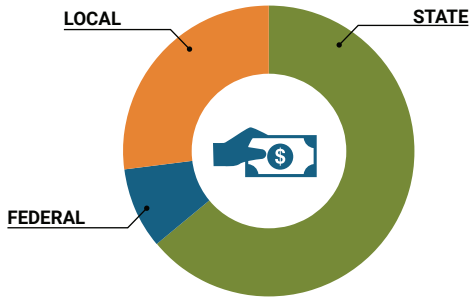
² Average Daily Membership (includes virtual students)

³ Data collected in FY20 and used for FY21 funding

⁴ 2020-2021 NEA Rankings of the States

School System Revenue

How was your school system funded?¹



\$18,170,385	STATE	64%
\$2,671,361	FEDERAL	9%
\$7,416,349	LOCAL	26%
— \$1,042,530	Local 10-Mill Match	
\$6,373,819	AVAILABLE LOCAL REVENUE	

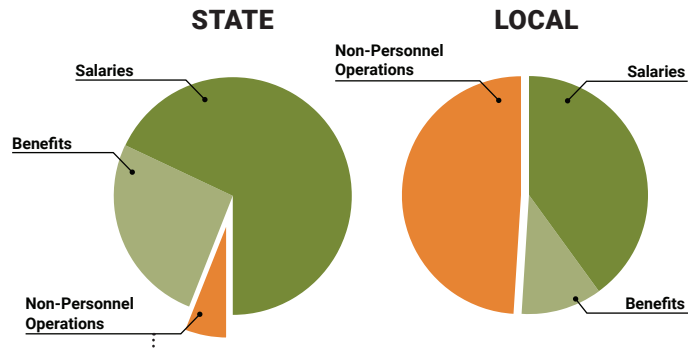
VALUE OF 1-MILL For Your School System



School System Spending

How did your school system spend state & local dollars?¹

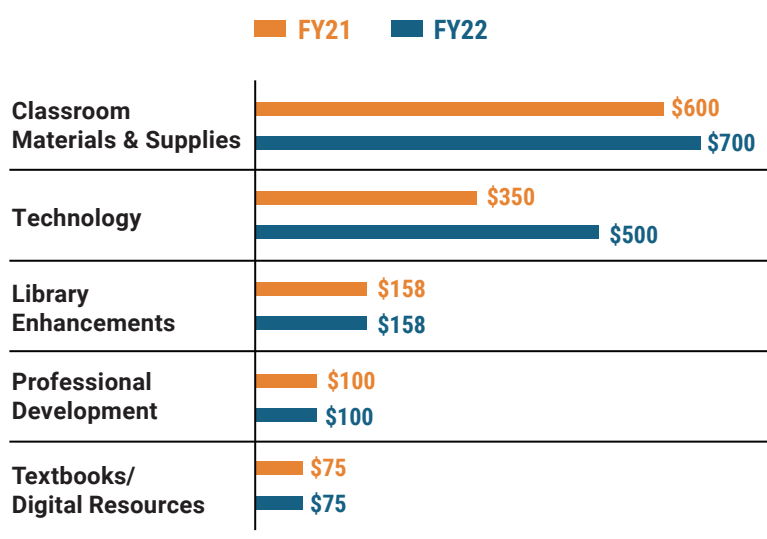
	STATE SPENDING ^{2,3}	LOCAL SPENDING ²
Salaries	\$12,433,880	\$1,876,704
Benefits	\$4,759,953	\$495,703
Non-Personnel Operations	\$1,143,948	\$2,322,283
TOTAL	\$18,337,781	\$4,694,690



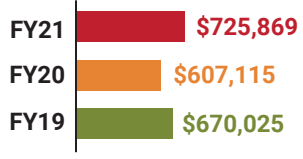
Only 6% of state funding is available for non-personnel expenditures⁴

¹ Revenues and expenditures may contain nominal variances due to rounding
² Does not include debt service or capital outlay
³ Includes 10-mill match
⁴ Such as utilities, operations & maintenance, etc.

Instructional Support



Educational Advancement & Technology Fund⁵



⁵ These one-time supplemental funds may be used for repairs and deferred maintenance, classroom instructional supplies, insurance for facilities, transportation, technology and school safety measures.

System Debt

TOTAL DEBT⁶	DEBT PER STUDENT
\$11,840,827	\$4,563

⁶ The debt totals in system audit reports may differ due to audit adjustments.



Sally Smith, J.D.
Executive Director

Tracey A. Meyer
Governmental Relations Coordinator

43 South Jackson Street
Montgomery, Alabama 36104

1-800-562-0601 | AlabamaSchoolBoards.org

@AlaSchoolBoards | [Facebook.com/AlabamaSchoolBoards](https://www.facebook.com/AlabamaSchoolBoards)