



ANNISTON CITY

SCHOOL SYSTEM SNAPSHOT: 2022 EDITION*

P.O. Box 1500 | Anniston, AL 36202 | (256) 231-5000


Superintendent

Dr. Ray Hill






Board Members

Dr. Mary L. Harrington, Joan F. Frazier, Rebecca Brown, Trudy Munford, Robert Houston

 **\$1,460,163**
Cost of One Month's
Operation/General Fund

 **2.33**
Number of Months
Reserve Balance

By the Numbers

| | | |
|--|--|--------------|
|  | Schools¹ | 6 |
|  | Students/ADM² | 1,787 |
|  | Free & Reduced Lunch | 70% |
| | Community Eligibility Program | 79% |
|  | Number of Route Buses³ | 28 |
| | Buses 10 yrs. old or less..... | 100% |
| | Students Bused..... | 1,188 |
|  | Full-Time Employees | 252 |
| | Teachers..... | 140 |
| | Principals/ Assistant Principals..... | 9 |
| | Counselors..... | 5 |
| | Librarians..... | 5 |
| | Other Certified Employees..... | 8 |
| | Support Personnel..... | 85 |

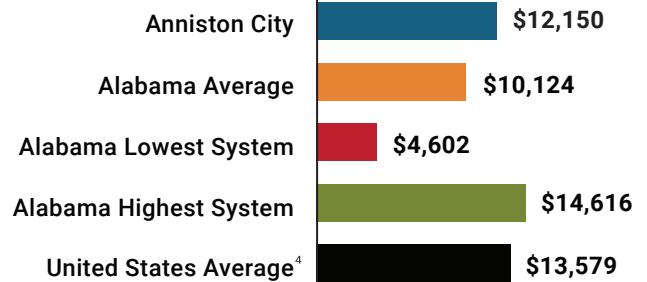
¹ Schools with enrollment, including Alternative and Career Technical Education

² Average Daily Membership (includes virtual students)

³ Data collected in FY20 and used for FY21 funding

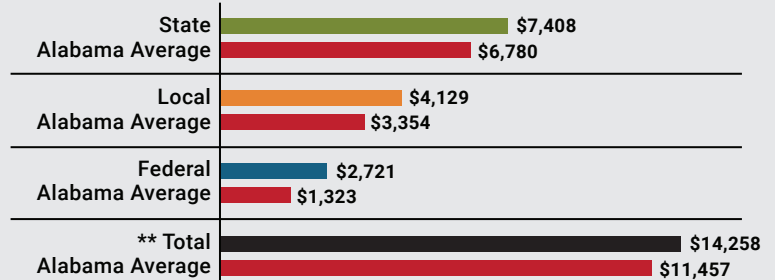
⁴ 2020-2021 NEA Rankings of the States

Total Per-Pupil Expenditures (PPE)



Per-Pupil Revenue Sources

Anniston City Revenue Sources



46
STATE
RANK

24
LOCAL
RANK

7
FEDERAL
RANK

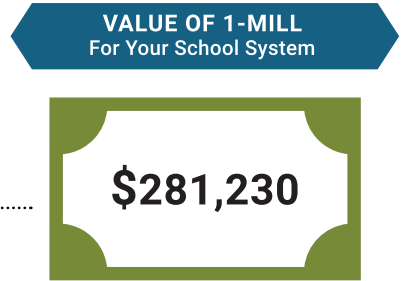
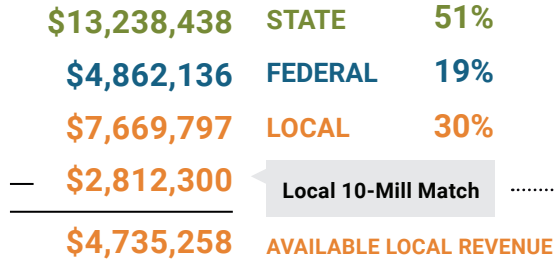
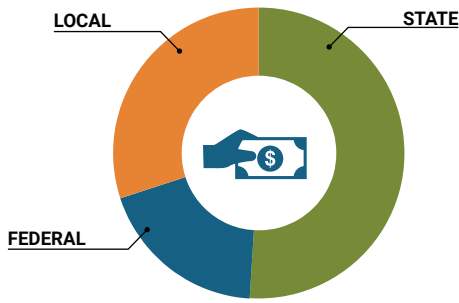
OVERALL SYSTEM RANK 9

** Total Revenue Among 138 School Systems

* THIS REPORT INCLUDES FISCAL YEAR 2020 DATA

School System Revenue

How was your school system funded?¹

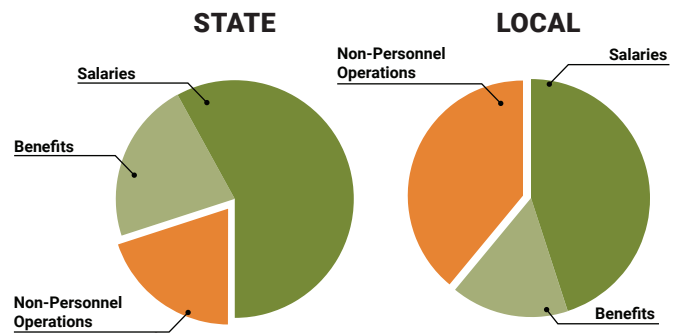


School System Spending

How did your school system spend state & local dollars?¹

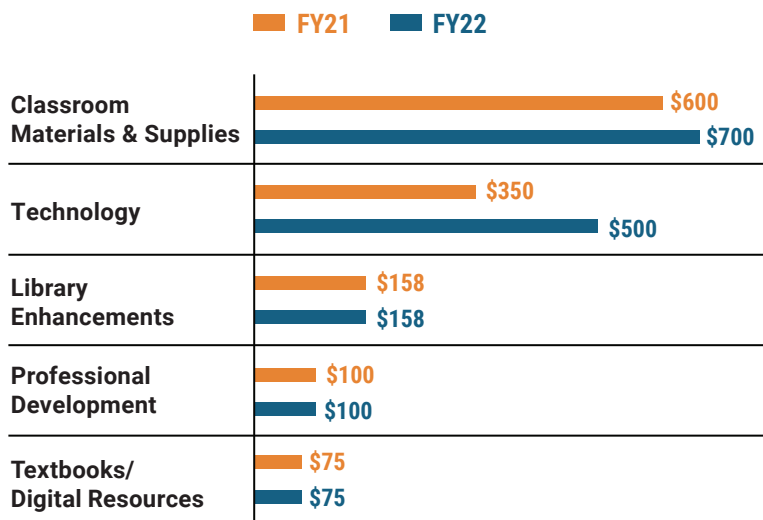
| | STATE SPENDING ^{2,3} | LOCAL SPENDING ² |
|--------------------------|-------------------------------|-----------------------------|
| Salaries | \$9,258,075 | \$1,066,650 |
| Benefits | \$3,541,772 | \$389,646 |
| Non-Personnel Operations | \$3,094,546 | \$930,544 |
| TOTAL | \$15,894,393 | \$2,386,840 |

¹ Revenues and expenditures may contain nominal variances due to rounding
² Does not include debt service or capital outlay
³ Includes 10-mill match
⁴ Such as utilities, operations & maintenance, etc.



Only 19% of state funding is available for non-personnel expenditures⁴

Instructional Support

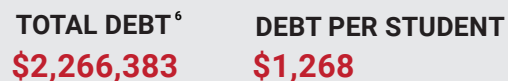


Educational Advancement & Technology Fund⁵



⁵ These one-time supplemental funds may be used for repairs and deferred maintenance, classroom instructional supplies, insurance for facilities, transportation, technology and school safety measures.

System Debt



⁶ The debt totals in system audit reports may differ due to audit adjustments.

