



ALABASTER CITY

SCHOOL SYSTEM SNAPSHOT: 2022 EDITION*

10111 Hwy 119 | Alabaster, AL 35007 | (205) 663-8420


Superintendent

Dr. Wayne Vickers






Board Members

Adam Moseley, Dr. John Myrick, Derek Henderson, Jamia Alexander-Williams, Misty C. Johnson

 **\$4,904,327**
Cost of One Month's
Operation/General Fund

 **2.19**
Number of Months
Reserve Balance

By the Numbers

	Schools¹	5
	Students/ADM²	6,213
	Free & Reduced Lunch	40%
	Community Eligibility Program	19%
	Number of Route Buses³	76
	Buses 10 yrs. old or less.....	63%
	Students Bused.....	3,169
	Full-Time Employees	755
	Teachers.....	384
	Principals/ Assistant Principals.....	16
	Counselors.....	14
	Librarians.....	6
	Other Certified Employees.....	18
	Support Personnel.....	317

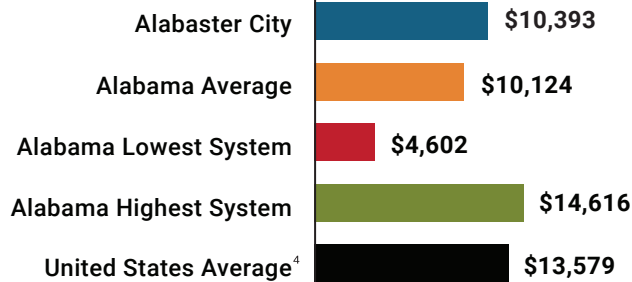
¹ Schools with enrollment, including Alternative and Career Technical Education

² Average Daily Membership (includes virtual students)

³ Data collected in FY20 and used for FY21 funding

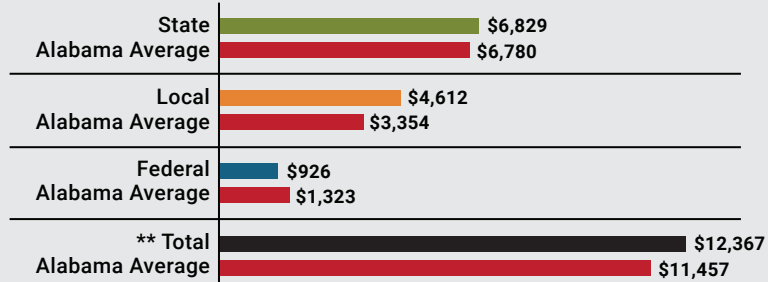
⁴ 2020-2021 NEA Rankings of the States

Total Per-Pupil Expenditures (PPE)



Per-Pupil Revenue Sources

Alabaster City Revenue Sources



92
STATE
RANK

18
LOCAL
RANK

116
FEDERAL
RANK

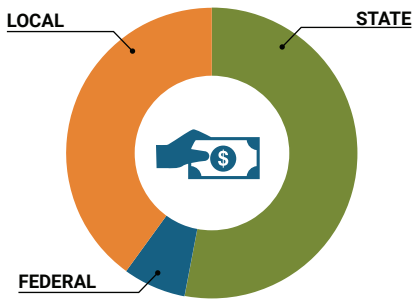
OVERALL SYSTEM RANK 31

** Total Revenue Among 138 School Systems

* THIS REPORT INCLUDES FISCAL YEAR 2020 DATA

School System Revenue

How was your school system funded?¹



\$42,431,215	STATE	53%
\$5,751,470	FEDERAL	7%
\$31,502,271	LOCAL	40%
— \$3,819,570	Local 10-Mill Match	
\$27,682,701	AVAILABLE LOCAL REVENUE	

VALUE OF 1-MILL
For Your School System

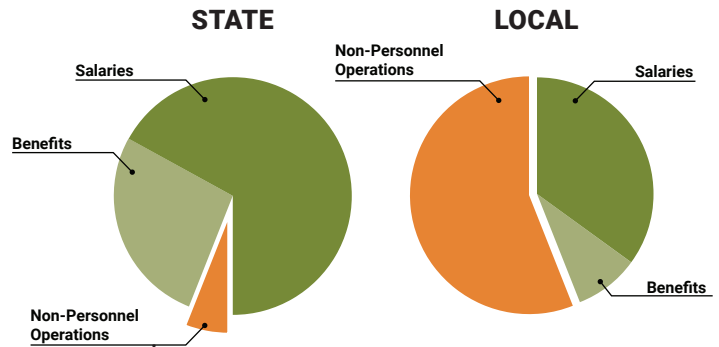
\$381,957

School System Spending

How did your school system spend state & local dollars?¹

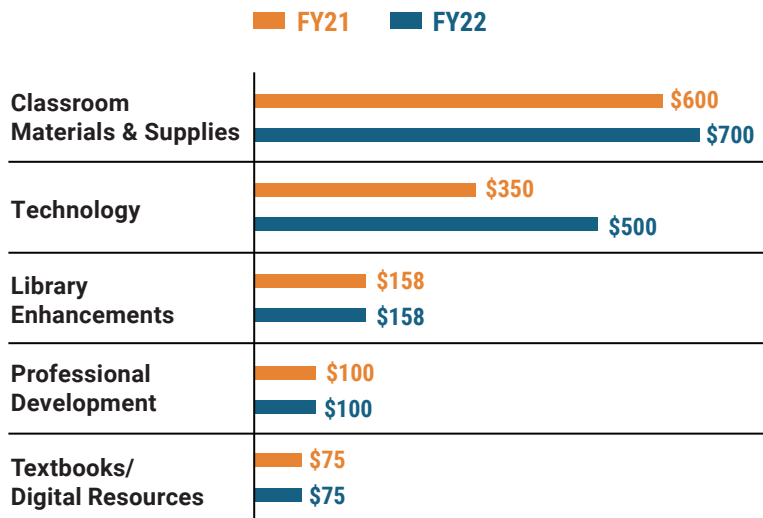
	STATE SPENDING ^{2,3}	LOCAL SPENDING ²
Salaries	\$28,516,553	\$5,769,575
Benefits	\$11,378,796	\$1,397,609
Non-Personnel Operations	\$2,668,011	\$9,220,635
TOTAL	\$42,563,360	\$16,387,819

¹ Revenues and expenditures may contain nominal variances due to rounding
² Does not include debt service or capital outlay
³ Includes 10-mill match
⁴ Such as utilities, operations & maintenance, etc.



Only 6% of state funding is available for non-personnel expenditures⁴

Instructional Support



Educational Advancement & Technology Fund⁵



⁵ These one-time supplemental funds may be used for repairs and deferred maintenance, classroom instructional supplies, insurance for facilities, transportation, technology and school safety measures.

System Debt

TOTAL DEBT⁶	DEBT PER STUDENT
\$136,483,827	\$21,967

⁶ The debt totals in system audit reports may differ due to audit adjustments.



ALABAMA
ASSOCIATION OF
SCHOOL BOARDS

Sally Smith, J.D.
Executive Director

Tracey A. Meyer
Governmental Relations Coordinator

43 South Jackson Street
Montgomery, Alabama 36104

1-800-562-0601 | AlabamaSchoolBoards.org

@AlaSchoolBoards Facebook.com/AlabamaSchoolBoards