



TUSCALOOSA COUNTY

SCHOOL SYSTEM SNAPSHOT: 2021 EDITION*


P.O. Drawer 2568 | Tuscaloosa, AL 35403 | (205) 758-0411


Superintendent

Dr. Keri C. Johnson






Board Members

Portia L. Jones, Clyde R. Smalley, Charles Orr, Joe Calvin, Jamie Lake, Don R. Presley, W.E. Copeland

 **\$13,280,953**
Cost of One Month's
Operation/General Fund

 **2.02**
Number of Months
Reserve Balance

By the Numbers

	Schools¹	33
	Students/ADM²	18,281
	Free & Reduced Lunch	47%
	Community Eligibility Program	33%
	Number of Route Buses³	204
	Buses 10 yrs. old or less.....	100%
	Students Bused.....	9,815
	Full-Time Employees	2,266
	Teachers.....	1,148
	Principals/ Assistant Principals.....	69
	Counselors.....	42
	Librarians.....	36
	Other Certified Employees.....	58
	Support Personnel.....	913

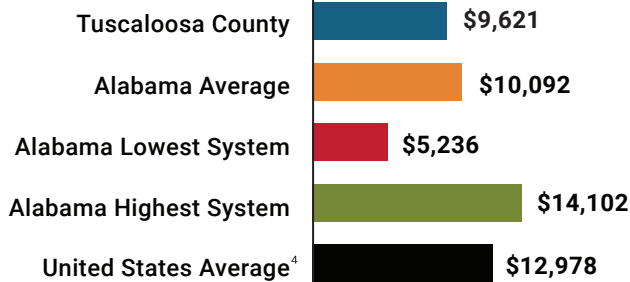
¹ Schools with enrollment, including Alternative and Career Technical Education

² Average Daily Membership

³ Data collected in FY19 and used for FY21 funding

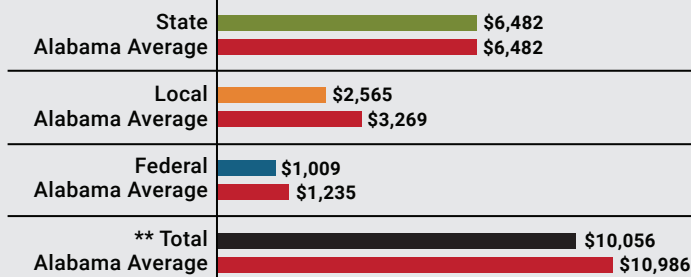
⁴ 2019-2020 NEA Rankings of the States

Total Per-Pupil Expenditures (PPE)



Per-Pupil Revenue Sources

Tuscaloosa County Revenue Sources



95
STATE
RANK

64
LOCAL
RANK

103
FEDERAL
RANK

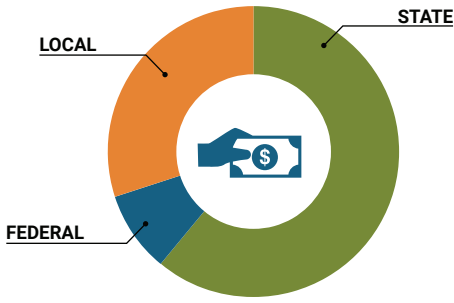
OVERALL SYSTEM RANK 113

** Total Revenue Among 137 School Systems

* THIS REPORT INCLUDES FISCAL YEAR 2019 DATA

School System Revenue

How was your school system funded?¹



\$118,498,385	STATE	61%
\$18,453,919	FEDERAL	9%
\$57,645,864	LOCAL	30%
— \$13,194,210	Local 10-Mill Match	
\$44,451,654	AVAILABLE LOCAL REVENUE	

VALUE OF 1-MILL For Your School System

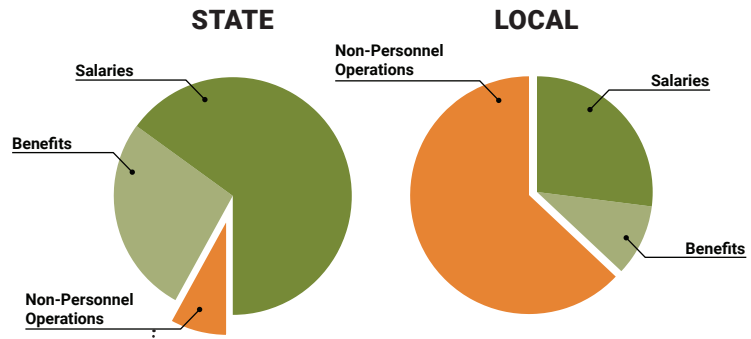


School System Spending

How did your school system spend state & local dollars?¹

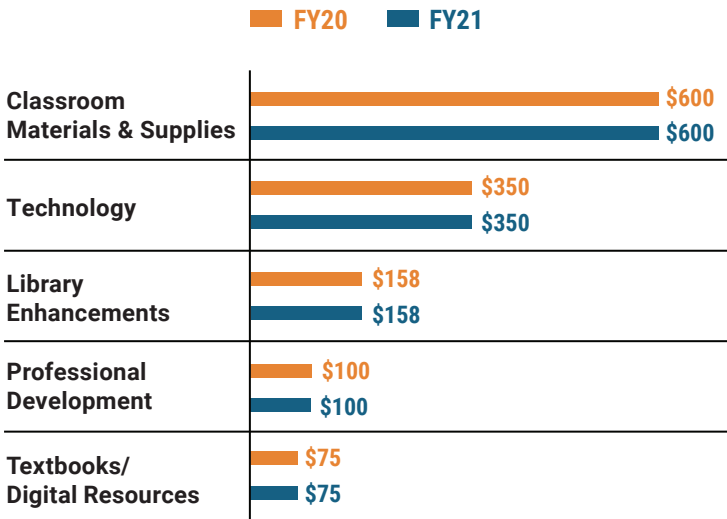
	STATE SPENDING ^{2,3}	LOCAL SPENDING ²
Salaries	\$79,303,834	\$9,216,976
Benefits	\$32,514,718	\$3,312,758
Non-Personnel Operations	\$9,530,196	\$21,883,985
TOTAL	\$121,348,748	\$34,413,720

¹ Revenues and expenditures may contain nominal variances
² Does not include debt service or capital outlay
³ Includes 10-mill match
⁴ Such as utilities, operations & maintenance, etc.

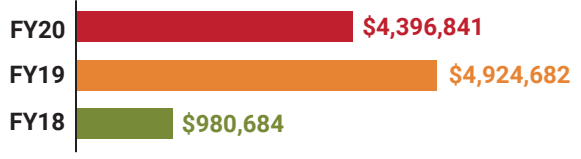


Only 8% of state funding is available for non-personnel expenditures⁴

Instructional Support



Educational Advancement & Technology Fund⁵



⁵ These one-time supplemental funds may be used for repairs and deferred maintenance, classroom instructional supplies, insurance for facilities, transportation, technology and school safety measures.

System Debt

TOTAL DEBT⁶	DEBT PER STUDENT
\$108,905,464	\$5,957

⁶ The debt totals in system audit reports may differ due to audit adjustments.



Sally Smith, J.D.
Executive Director

Lissa Tucker, J.D.
Director of Government Relations

43 South Jackson Street
Montgomery, Alabama 36104

1-800-562-0601 | AlabamaSchoolBoards.org

@AlaSchoolBoards | [Facebook.com/AlabamaSchoolBoards](https://www.facebook.com/AlabamaSchoolBoards)