



RUSSELL COUNTY

SCHOOL SYSTEM SNAPSHOT: 2021 EDITION*

P.O. Box 400 | Phenix City, AL 36868 | (334) 468-5540


Superintendent

Dr. Brenda Coley






Board Members

Tommy J. Pugh, Eugenia Upshaw, Keith Mitchell, Joseph L. Williams, Tim Simpson, Dillie Elliot, Kenneth Barnes

 **\$2,455,073**
Cost of One Month's
Operation/General Fund

 **3.76**
Number of Months
Reserve Balance

By the Numbers

	Schools¹	7
	Students/ADM²	3,385
	Free & Reduced Lunch	55%
	Community Eligibility Program	41%
	Number of Route Buses³	59
	Buses 10 yrs. old or less.....	78%
	Students Bused.....	2,581
	Full-Time Employees	462
	Teachers.....	223
	Principals/ Assistant Principals.....	14
	Counselors.....	7
	Librarians.....	7
	Other Certified Employees.....	15
	Support Personnel.....	196

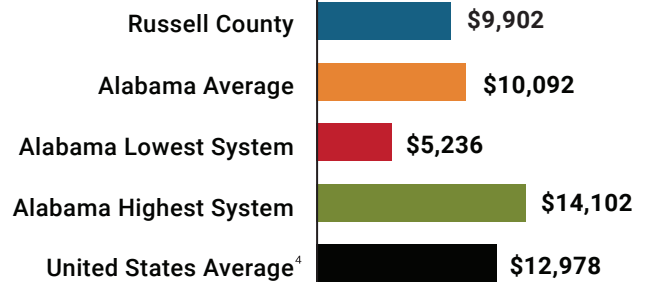
¹ Schools with enrollment, including Alternative and Career Technical Education

² Average Daily Membership

³ Data collected in FY19 and used for FY21 funding

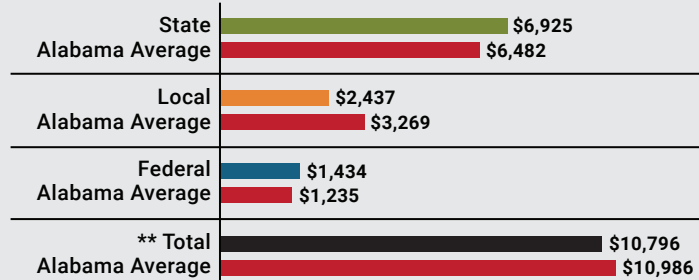
⁴ 2019-2020 NEA Rankings of the States

Total Per-Pupil Expenditures (PPE)



Per-Pupil Revenue Sources

Russell County Revenue Sources



60
STATE
RANK

75
LOCAL
RANK

57
FEDERAL
RANK

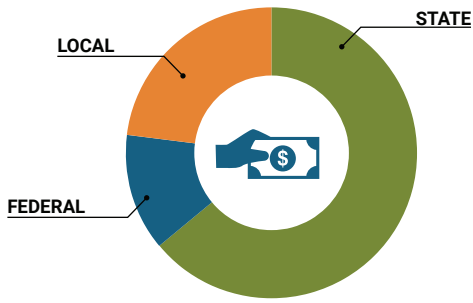
OVERALL SYSTEM RANK 72

** Total Revenue Among 137 School Systems

* THIS REPORT INCLUDES FISCAL YEAR 2019 DATA

School System Revenue

How was your school system funded?¹



\$23,442,175	STATE	64%
\$4,853,459	FEDERAL	13%
\$8,251,060	LOCAL	23%
\$2,202,250	Local 10-Mill Match	
\$6,048,810	AVAILABLE LOCAL REVENUE	

VALUE OF 1-MILL For Your School System

\$220,225

School System Spending

How did your school system spend state & local dollars?¹

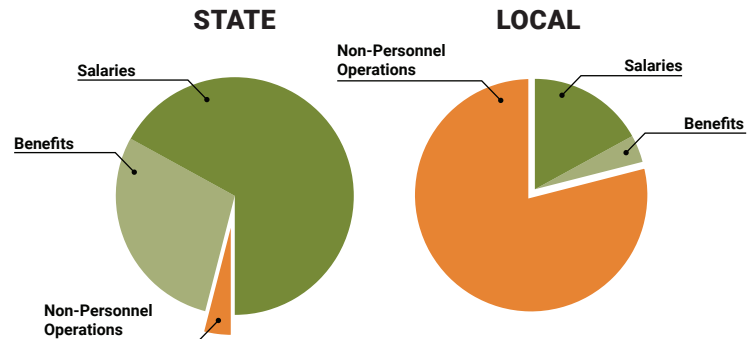
	STATE SPENDING ^{2,3}	LOCAL SPENDING ²
Salaries	\$15,998,862	\$831,703
Benefits	\$6,858,348	\$175,317
Non-Personnel Operations	\$917,799	\$3,872,742
TOTAL	\$23,775,009	\$4,879,762

¹ Revenues and expenditures may contain nominal variances

² Does not include debt service or capital outlay

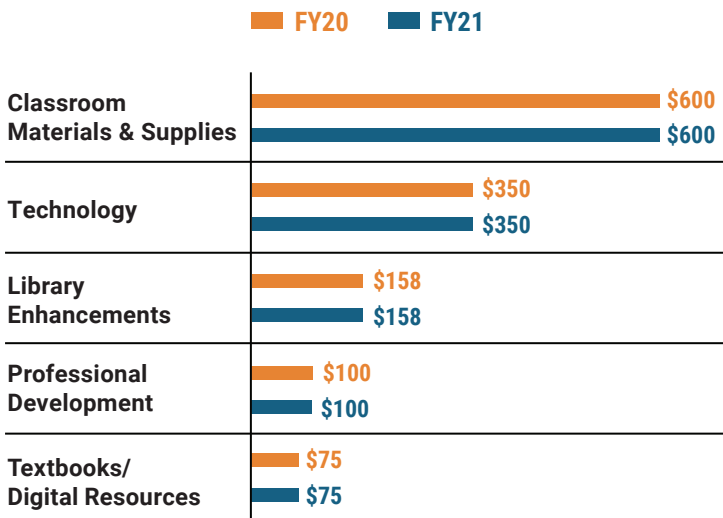
³ Includes 10-mill match

⁴ Such as utilities, operations & maintenance, etc.



Only 4% of state funding is available for non-personnel expenditures⁴

Instructional Support



Educational Advancement & Technology Fund⁵

FY20	\$814,193
FY19	\$928,534
FY18	\$184,905

⁵ These one-time supplemental funds may be used for repairs and deferred maintenance, classroom instructional supplies, insurance for facilities, transportation, technology and school safety measures.

System Debt

TOTAL DEBT⁶	DEBT PER STUDENT
\$17,791,996	\$5,256

⁶ The debt totals in system audit reports may differ due to audit adjustments.



ALABAMA
ASSOCIATION OF
SCHOOL BOARDS

Sally Smith, J.D.
Executive Director

Lissa Tucker, J.D.
Director of Government Relations

43 South Jackson Street
Montgomery, Alabama 36104

1-800-562-0601 | AlabamaSchoolBoards.org

@AlaSchoolBoards Facebook.com/AlabamaSchoolBoards