



MOBILE COUNTY

SCHOOL SYSTEM SNAPSHOT: 2021 EDITION*

P.O. Box 180069 | Mobile, AL 36618 | (251) 221-4387

Superintendent

Chresal Threadgill






Board Members

Dr. William C. Foster, Dr. Reginald Crenshaw, Don Stringfellow, L. Douglas Harwell, Sherry Dillihay-McDade

 **\$37,961,628**
Cost of One Month's
Operation/General Fund

 **0.62**
Number of Months
Reserve Balance

By the Numbers

	Schools¹	81
	Students/ADM²	53,419
	Free & Reduced Lunch	52%
	Community Eligibility Program	57%
	Number of Route Buses³	649
	Buses 10 yrs. old or less.....	86%
	Students Bused.....	24,392
	Full-Time Employees	7,116
	Teachers.....	3,406
	Principals/ Assistant Principals.....	180
	Counselors.....	122
	Librarians.....	87
	Other Certified Employees.....	189
	Support Personnel.....	3,132

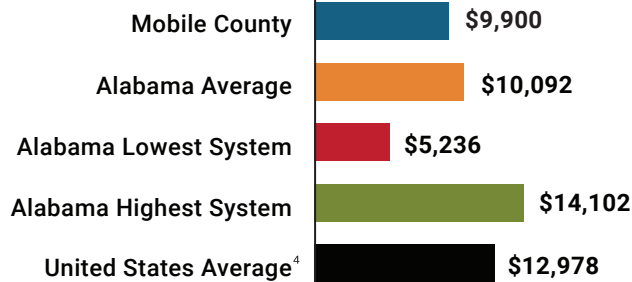
¹ Schools with enrollment, including Alternative and Career Technical Education

² Average Daily Membership

³ Data collected in FY19 and used for FY21 funding

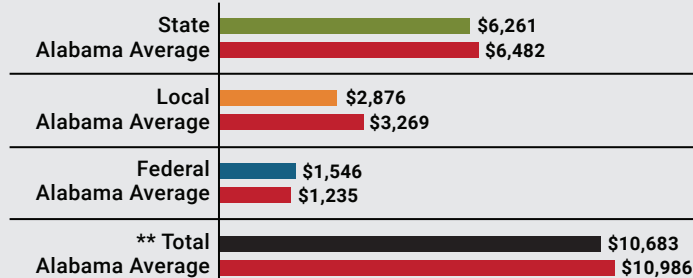
⁴ 2019-2020 NEA Rankings of the States

Total Per-Pupil Expenditures (PPE)



Per-Pupil Revenue Sources

Mobile County Revenue Sources



117
STATE
RANK

51
LOCAL
RANK

41
FEDERAL
RANK

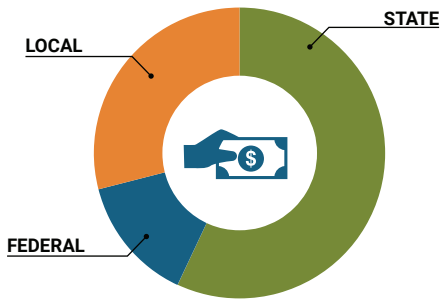
OVERALL SYSTEM RANK 80

** Total Revenue Among 137 School Systems

* THIS REPORT INCLUDES FISCAL YEAR 2019 DATA

School System Revenue

How was your school system funded?¹



\$334,434,154	STATE	57%
\$82,610,701	FEDERAL	14%
\$170,536,039	LOCAL	29%
— \$50,113,640	Local 10-Mill Match	
\$120,422,399	AVAILABLE LOCAL REVENUE	

VALUE OF 1-MILL For Your School System

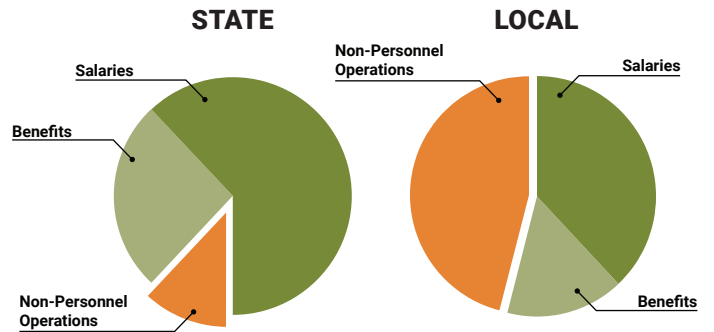


School System Spending

How did your school system spend state & local dollars?¹

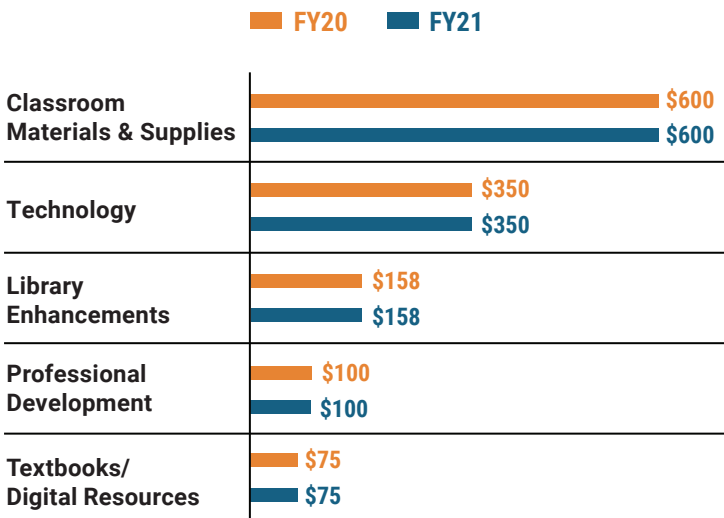
	STATE SPENDING ^{2,3}	LOCAL SPENDING ²
Salaries	\$226,227,465	\$36,321,352
Benefits	\$92,127,639	\$14,996,336
Non-Personnel Operations	\$42,887,605	\$43,818,242
TOTAL	\$361,242,710	\$95,135,929

¹ Revenues and expenditures may contain nominal variances
² Does not include debt service or capital outlay
³ Includes 10-mill match
⁴ Such as utilities, operations & maintenance, etc.

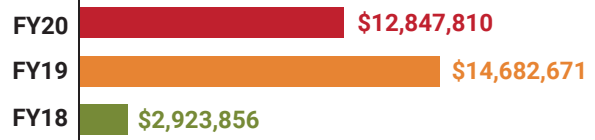


Only 12% of state funding is available for non-personnel expenditures⁴

Instructional Support



Educational Advancement & Technology Fund⁵



⁵ These one-time supplemental funds may be used for repairs and deferred maintenance, classroom instructional supplies, insurance for facilities, transportation, technology and school safety measures.

System Debt

TOTAL DEBT⁶	DEBT PER STUDENT
\$296,474,612	\$5,635

⁶ The debt totals in system audit reports may differ due to audit adjustments.