



LAWRENCE COUNTY SCHOOL SYSTEM SNAPSHOT: 2024 EDITION*

14131 Market Street | Moulton, AL 35650 | (256) 905-2400

Superintendent Jon Bret Smith
Board Members Reta Waldrep, Gary Bradford, Sabrina Barkley, Shanon Terry, Delandrion Woods

\$3,813,515
 Cost of One Month's Operation/General Fund

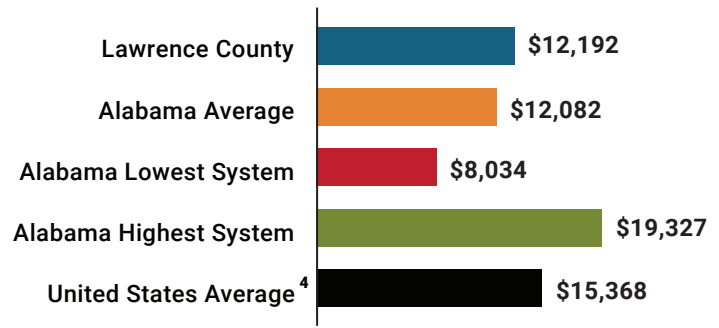
2.98
 Number of Months Reserve Balance

By the Numbers

- Schools**¹ 13
- Students/ADM**² 4,573
- Free & Reduced Lunch** 46%
- Community Eligibility Program** 42%
- Number of Route Buses**³ 83
 - Buses 10 yrs. old or less 99%
 - Students Bused 2,185
- Full-Time Employees** 660
 - Teachers 327
 - Principals/Assistant Principals 22
 - Counselors 13
 - Librarians 10
 - Other Certified Employees 13
 - Support Personnel 275

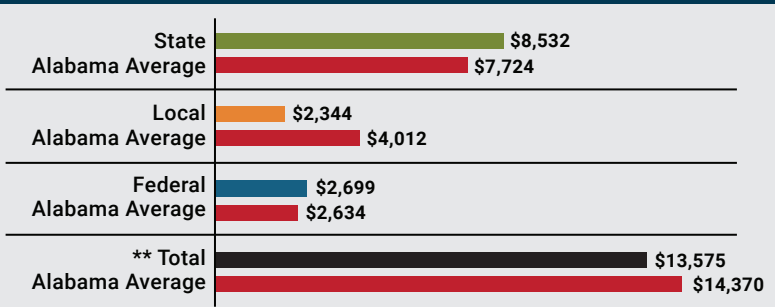
¹ Schools with enrollment, including Alternative and Career Technical Education
² Average Daily Membership (includes virtual students)
³ Data collected in 2022 and used for FY24 funding
⁴ 2022-2023 NEA Rankings of the States

Total Per-Pupil Expenditures (PPE)



Per-Pupil Revenue Sources

Lawrence County Revenue Sources



**Total Revenue Among 138 School Systems



38
STATE RANK

109
LOCAL RANK

76
FEDERAL RANK

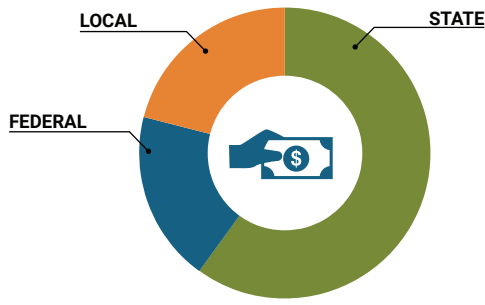
OVERALL SYSTEM RANK 96

LEAs with a substantial increase in reported ADM may show lower rankings since additional revenues reflecting those increases in ADM are not received until the following fiscal year.

* THIS REPORT INCLUDES FISCAL YEAR 2022 DATA

School System Revenue

How was your school system funded?¹



\$39,015,563	STATE	60%
\$12,341,625	FEDERAL	19%
\$13,158,672	LOCAL	20%
— \$2,396,610	Local 10-Mill Match	
\$10,762,062	AVAILABLE LOCAL REVENUE	

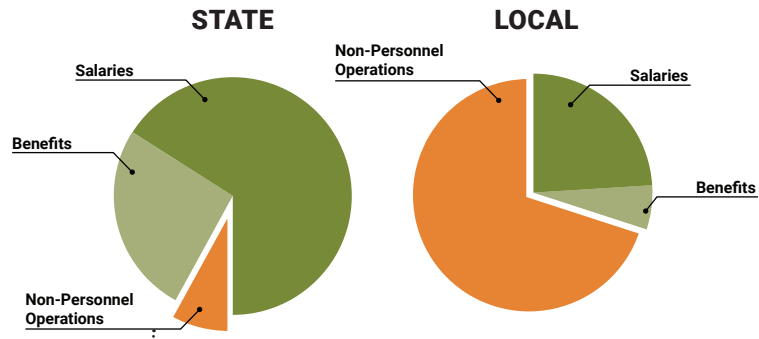
VALUE OF 1-MILL For Your School System

\$239,661

School System Spending

How did your school system spend state & local dollars?¹

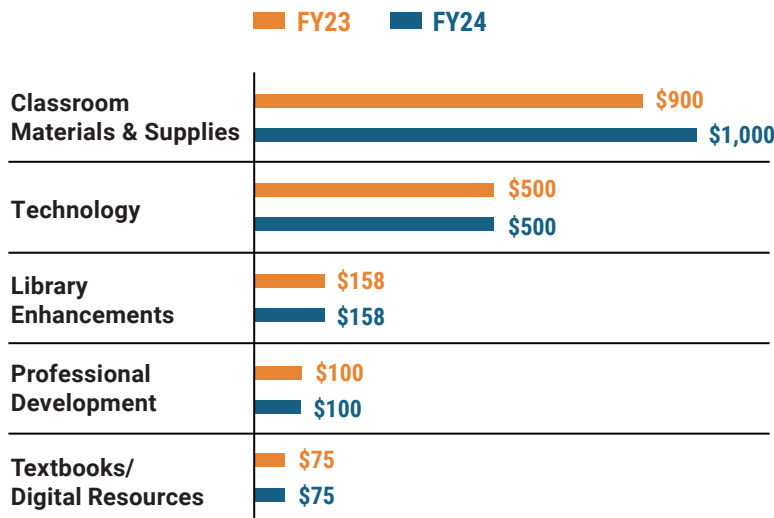
	STATE SPENDING ^{2,3}	LOCAL SPENDING ²
Salaries	\$23,952,367	\$2,178,621
Benefits	\$9,482,129	\$550,805
Non-Personnel Operations	\$3,003,726	\$6,240,207
TOTAL	\$36,438,222	\$8,969,633



Only 8% of state funding is available for non-personnel expenditures⁴

¹ Revenues and expenditures may contain nominal variances due to rounding
² Does not include debt service or capital outlay
³ Includes 10-mill match
⁴ Such as utilities, operations & maintenance, etc.

Instructional Support



Educational Advancement & Technology Fund⁵



⁵ These one-time supplemental funds may be used for repairs and deferred maintenance, capital outlay, classroom instructional supplies, insurance for facilities, transportation, technology and school safety. For FY23, there was no EAT allocation for school systems.

System Debt

TOTAL DEBT⁶	DEBT PER STUDENT
\$31,164,161	\$6,815

⁶ The debt totals in system audit reports may differ due to audit adjustments.



ALABAMA ASSOCIATION OF SCHOOL BOARDS

Sally Smith, J.D.
Executive Director

Tracey A. Meyer
Governmental Relations Coordinator

43 South Jackson Street
Montgomery, Alabama 36104

1-800-562-0601 | AlabamaSchoolBoards.org

@AlaSchoolBoards Facebook.com/AlabamaSchoolBoards