



LAUDERDALE COUNTY

SCHOOL SYSTEM SNAPSHOT: 2024 EDITION*

P.O. Box 278 | Florence, AL 35631 | (256) 760-1300

Superintendent

Jerry Hill

Board Members

Ronnie Owens, Daniel Patterson, Jerry Fulmer, Larry Hill, B.J. Tully

\$6,192,560
Cost of One Month's
Operation/General Fund

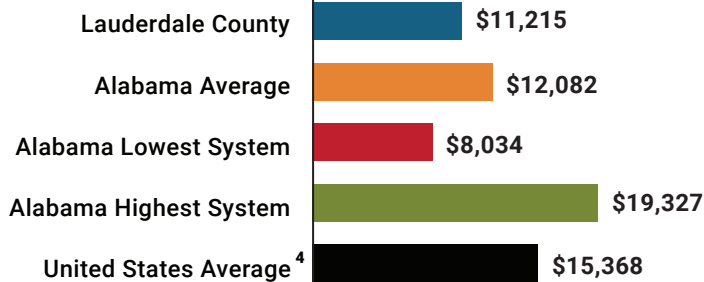
2.25
Number of Months
Reserve Balance

By the Numbers

	Schools ¹	10
	Students/ADM ²	7,716
	Free & Reduced Lunch	45%
	Community Eligibility Program	30%
	Number of Route Buses ³	85
	Buses 10 yrs. old or less.....	95%
	Students Bused.....	3,296
	Full-Time Employees	1,039
	Teachers.....	521
	Principals/ Assistant Principals.....	25
	Counselors.....	21
	Librarians.....	12
	Other Certified Employees.....	32
	Support Personnel.....	428

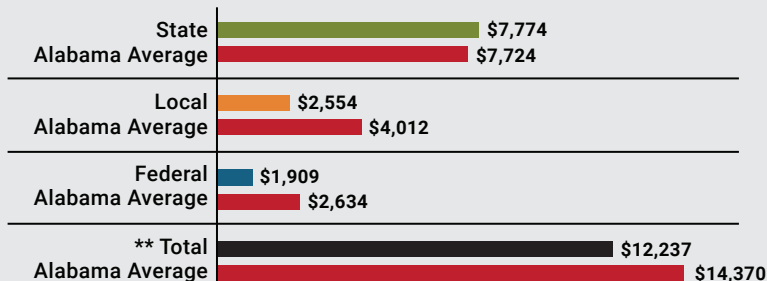
¹ Schools with enrollment, including Alternative and Career Technical Education
² Average Daily Membership (includes virtual students)
³ Data collected in 2022 and used for FY24 funding
⁴ 2022-2023 NEA Rankings of the States

Total Per-Pupil Expenditures (PPE)



Per-Pupil Revenue Sources

Lauderdale County Revenue Sources



**Total Revenue Among 138 School Systems



93
STATE
RANK

98
LOCAL
RANK

116
FEDERAL
RANK

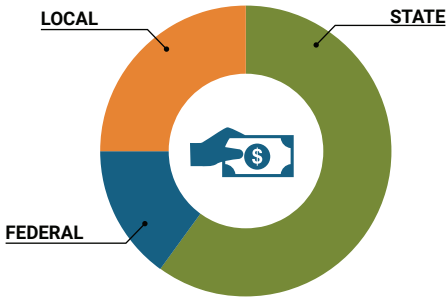
OVERALL SYSTEM RANK 131

LEAs with a substantial increase in reported ADM may show lower rankings since additional revenues reflecting those increases in ADM are not received until the following fiscal year.

* THIS REPORT INCLUDES FISCAL YEAR 2022 DATA

School System Revenue

How was your school system funded?¹



\$59,985,176	STATE	60%
\$14,727,648	FEDERAL	15%
\$24,515,097	LOCAL	25%
— \$4,992,200	Local 10-Mill Match	
\$19,522,897	AVAILABLE LOCAL REVENUE	

VALUE OF 1-MILL For Your School System

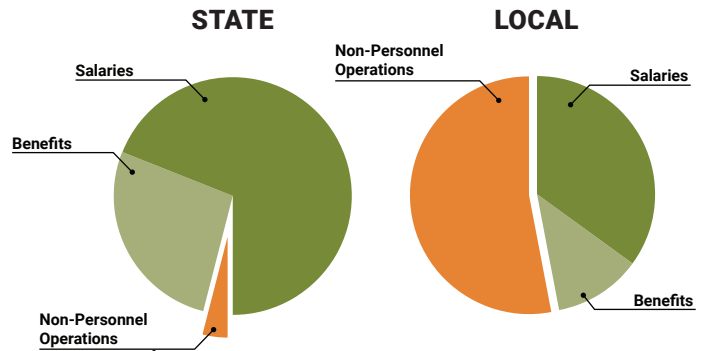
\$499,220

School System Spending

How did your school system spend state & local dollars?¹

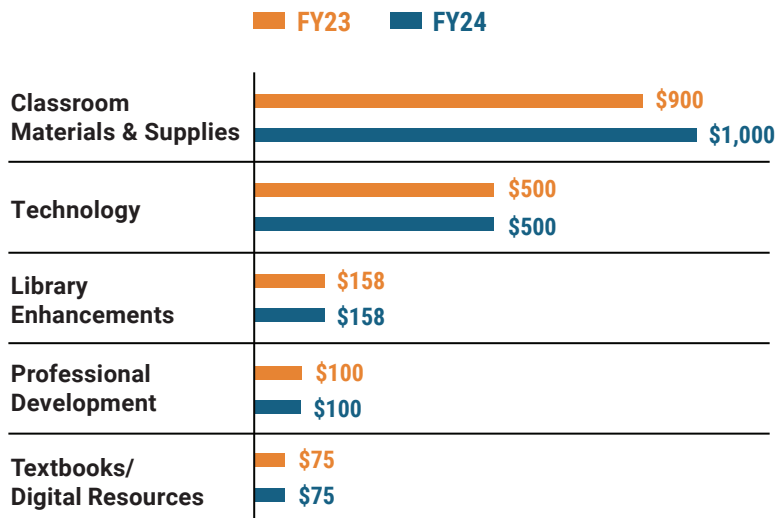
	STATE SPENDING ^{2,3}	LOCAL SPENDING ²
Salaries	\$39,182,677	\$6,374,492
Benefits	\$15,207,845	\$2,211,842
Non-Personnel Operations	\$2,322,043	\$9,537,130
TOTAL	\$56,712,565	\$18,123,464

- ¹ Revenues and expenditures may contain nominal variances due to rounding
- ² Does not include debt service or capital outlay
- ³ Includes 10-mill match
- ⁴ Such as utilities, operations & maintenance, etc.



Only 4% of state funding is available for non-personnel expenditures⁴

Instructional Support



Educational Advancement & Technology Fund⁵



⁵ These one-time supplemental funds may be used for repairs and deferred maintenance, capital outlay, classroom instructional supplies, insurance for facilities, transportation, technology and school safety. For FY23, there was no EAT allocation for school systems.

System Debt

TOTAL DEBT⁶ \$24,261,337 **DEBT PER STUDENT \$3,144**

⁶ The debt totals in system audit reports may differ due to audit adjustments.



ALABAMA ASSOCIATION OF SCHOOL BOARDS

Sally Smith, J.D.
Executive Director

Tracey A. Meyer
Governmental Relations Coordinator

43 South Jackson Street
Montgomery, Alabama 36104

1-800-562-0601 | AlabamaSchoolBoards.org

@AlaSchoolBoards Facebook.com/AlabamaSchoolBoards