



DEKALB COUNTY

SCHOOL SYSTEM SNAPSHOT: 2024 EDITION*

P.O. Box 1668 | Rainsville, AL 35986 | (256) 638-6921


Superintendent

Wayne Lyles

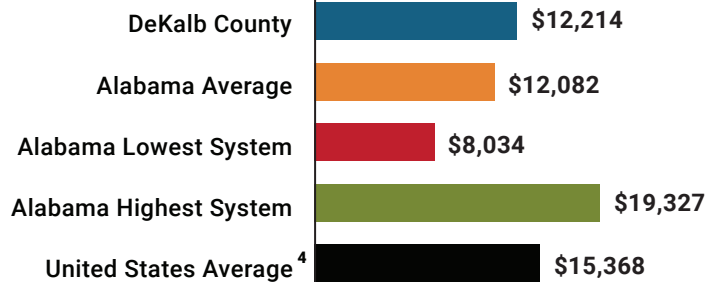
Board Members

Carol Hiett, Robert Elliott, Kelly Armstrong, Monty Darwin, Randy Peppers






 **\$6,409,253**
Cost of One Month's
Operation/General Fund

 **2.46**
Number of Months
Reserve Balance

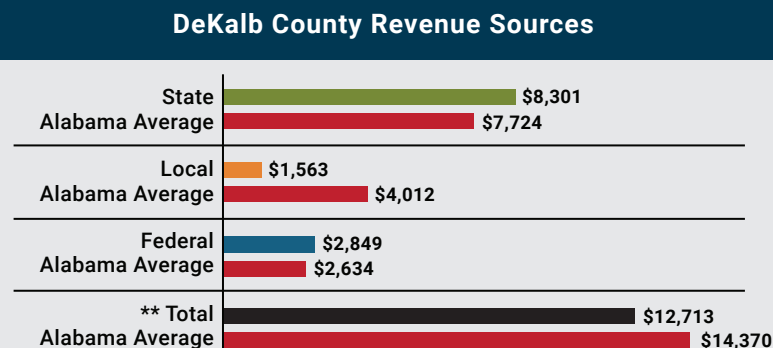
Total Per-Pupil Expenditures (PPE)



By the Numbers

	Schools ¹	14
	Students/ADM ²	8,307
	Free & Reduced Lunch.....	59%
	Community Eligibility Program.....	49%
	Number of Route Buses ³	121
	Buses 10 yrs. old or less.....	99%
	Students Bused.....	4,403
	Full-Time Employees.....	1,095
	Teachers.....	582
	Principals/ Assistant Principals.....	30
	Counselors.....	22
	Librarians.....	13
	Other Certified Employees.....	27
	Support Personnel.....	421

Per-Pupil Revenue Sources



**Total Revenue Among 138 School Systems



56
STATE
RANK

136
LOCAL
RANK

66
FEDERAL
RANK

OVERALL SYSTEM RANK 120

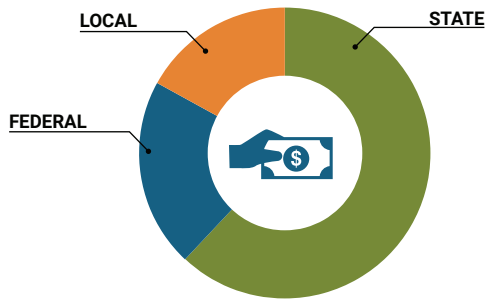
LEAs with a substantial increase in reported ADM may show lower rankings since additional revenues reflecting those increases in ADM are not received until the following fiscal year.

¹ Schools with enrollment, including Alternative and Career Technical Education
² Average Daily Membership (includes virtual students)
³ Data collected in 2022 and used for FY24 funding
⁴ 2022-2023 NEA Rankings of the States

* THIS REPORT INCLUDES FISCAL YEAR 2022 DATA

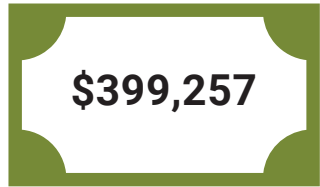
School System Revenue

How was your school system funded?¹



\$68,953,644	STATE	62%
\$23,670,430	FEDERAL	21%
\$18,913,445	LOCAL	17%
<u>\$3,992,570</u>	Local 10-Mill Match	
\$14,920,875	AVAILABLE LOCAL REVENUE	

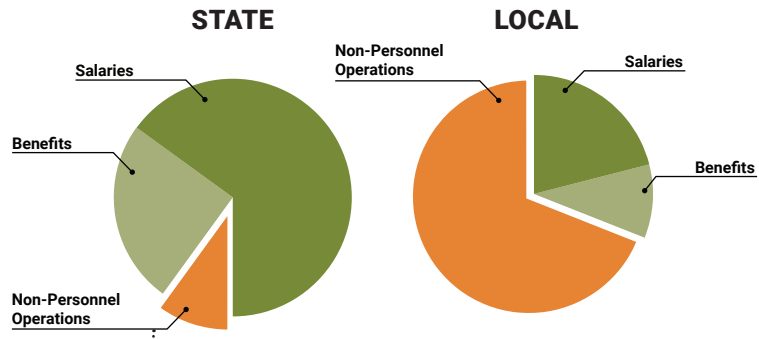
VALUE OF 1-MILL For Your School System



School System Spending

How did your school system spend state & local dollars?¹

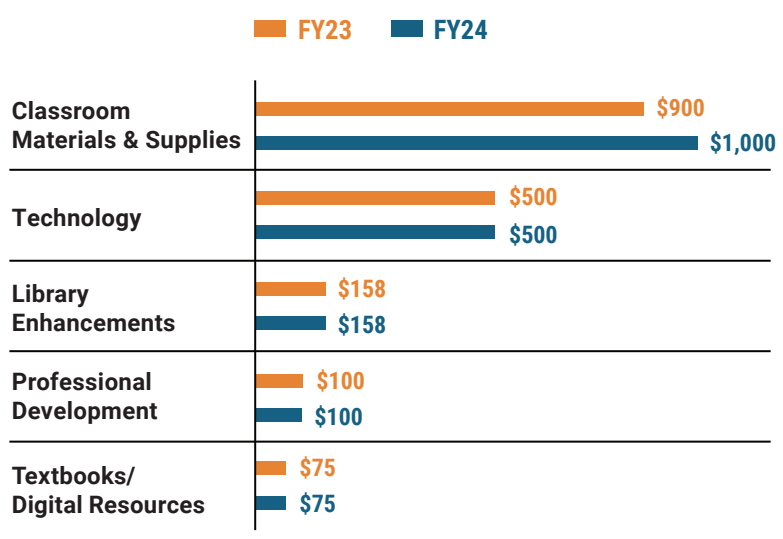
	STATE SPENDING ^{2,3}	LOCAL SPENDING ²
Salaries	\$43,297,773	\$2,377,454
Benefits	\$16,296,966	\$1,158,544
Non-Personnel Operations	\$6,915,622	\$7,796,101
TOTAL	\$66,510,361	\$11,332,099



Only 10% of state funding is available for non-personnel expenditures⁴

¹ Revenues and expenditures may contain nominal variances due to rounding
² Does not include debt service or capital outlay
³ Includes 10-mill match
⁴ Such as utilities, operations & maintenance, etc.

Instructional Support



Educational Advancement & Technology Fund⁵



⁵ These one-time supplemental funds may be used for repairs and deferred maintenance, capital outlay, classroom instructional supplies, insurance for facilities, transportation, technology and school safety. For FY23, there was no EAT allocation for school systems.

System Debt

TOTAL DEBT⁶	DEBT PER STUDENT
\$17,402,241	\$2,095

⁶ The debt totals in system audit reports may differ due to audit adjustments.



Sally Smith, J.D.
Executive Director

Tracey A. Meyer
Governmental Relations Coordinator

43 South Jackson Street
Montgomery, Alabama 36104

1-800-562-0601 | AlabamaSchoolBoards.org

@AlaSchoolBoards | [Facebook.com/AlabamaSchoolBoards](https://www.facebook.com/AlabamaSchoolBoards)