



BARBOUR COUNTY

SCHOOL SYSTEM SNAPSHOT: 2024 EDITION*

P.O. Box 429 | Clayton, AL 36016 | (334) 775-3453

Superintendent

Dr. Keith Stewart

Board Members

Jimmie Fryer, Jean Kennedy, Christine George, Amy Glenn, Shirley Johnson



\$559,719

Cost of One Month's
Operation/General Fund



2.33

Number of Months
Reserve Balance

By the Numbers



Schools¹..... 3



Students/ADM²..... 694



Free & Reduced Lunch..... 70%
Community Eligibility Program..... 76%



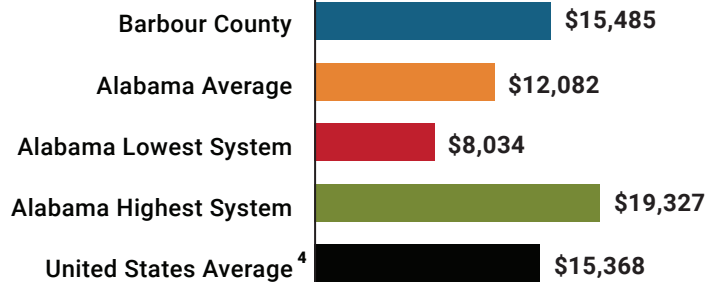
Number of Route Buses³..... 16
Buses 10 yrs. old or less..... **100%**
Students Bused..... **575**



Full-Time Employees..... 103
Teachers..... **46**
Principals/
Assistant Principals..... **4**
Counselors..... **3**
Librarians..... **2**
Other Certified Employees..... **4**
Support Personnel..... **44**

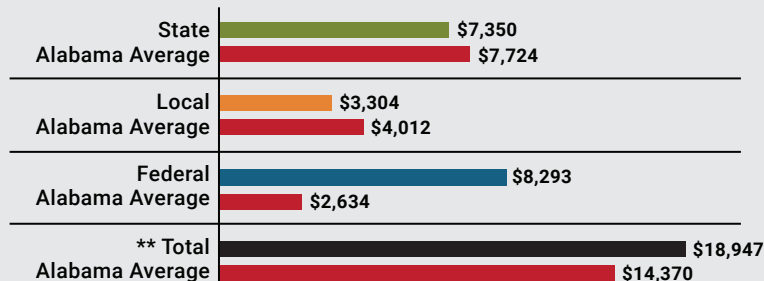
¹ Schools with enrollment, including Alternative and Career Technical Education
² Average Daily Membership (includes virtual students)
³ Data collected in 2022 and used for FY24 funding
⁴ 2022-2023 NEA Rankings of the States

Total Per-Pupil Expenditures (PPE)



Per-Pupil Revenue Sources

Barbour County Revenue Sources



**Total Revenue Among 138 School Systems



118
STATE
RANK

57
LOCAL
RANK

1
FEDERAL
RANK

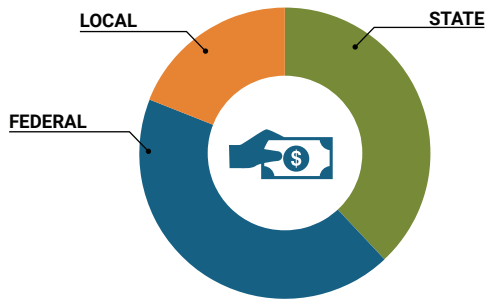
OVERALL SYSTEM RANK 7

LEAs with a substantial increase in reported ADM may show lower rankings since additional revenues reflecting those increases in ADM are not received until the following fiscal year.

* THIS REPORT INCLUDES FISCAL YEAR 2022 DATA

School System Revenue

How was your school system funded?¹



\$5,100,755	STATE	38%
\$5,755,073	FEDERAL	43%
\$2,404,105	LOCAL	18%
— \$1,129,360	Local 10-Mill Match	
\$1,274,745	AVAILABLE LOCAL REVENUE	

VALUE OF 1-MILL
For Your School System

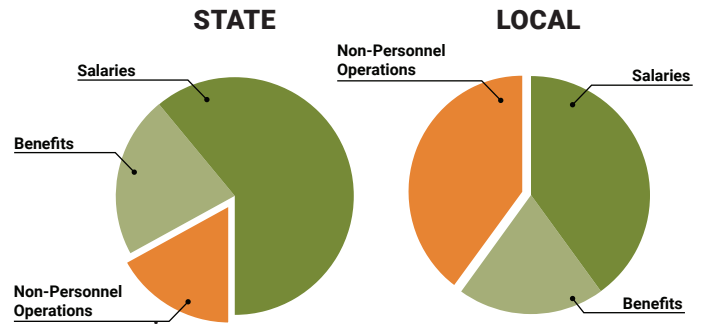


School System Spending

How did your school system spend state & local dollars?¹

	STATE SPENDING ^{2,3}	LOCAL SPENDING ²
Salaries	\$3,677,720	\$288,778
Benefits	\$1,319,790	\$142,727
Non-Personnel Operations	\$988,299	\$298,321
TOTAL	\$5,985,809	\$729,826

¹ Revenues and expenditures may contain nominal variances due to rounding
² Does not include debt service or capital outlay
³ Includes 10-mill match
⁴ Such as utilities, operations & maintenance, etc.



Only 17% of state funding is available for non-personnel expenditures⁴

Instructional Support



Educational Advancement & Technology Fund⁵



⁵ These one-time supplemental funds may be used for repairs and deferred maintenance, capital outlay, classroom instructional supplies, insurance for facilities, transportation, technology and school safety. For FY23, there was no EAT allocation for school systems.

System Debt

TOTAL DEBT⁶	DEBT PER STUDENT
\$4,589,240	\$6,613

⁶ The debt totals in system audit reports may differ due to audit adjustments.



ALABAMA
ASSOCIATION OF
SCHOOL BOARDS

Sally Smith, J.D.
Executive Director

Tracey A. Meyer
Governmental Relations Coordinator

43 South Jackson Street
Montgomery, Alabama 36104

1-800-562-0601 | AlabamaSchoolBoards.org

@AlaSchoolBoards Facebook.com/AlabamaSchoolBoards