



TUSCALOOSA CITY

SCHOOL SYSTEM SNAPSHOT: 2024 EDITION*

P.O. Box 38991 | Tuscaloosa, AL 35403 | (205) 759-3560

Superintendent

Dr. Mike Daria

Board Members

Eric Wilson, Marvin Lucas, Erica Grant, Patrick Hamner, Lesley Powell, Erskine Simmons, Dr. Karen Thompson-Jackson, Kendra Williams

\$9,661,309
Cost of One Month's
Operation/General Fund

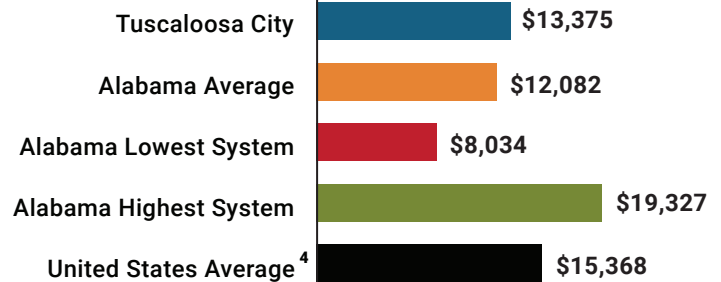
3.25
Number of Months
Reserve Balance

By the Numbers

	Schools ¹	20
	Students/ADM ²	10,200
	Free & Reduced Lunch.....	42%
	Community Eligibility Program.....	47%
	Number of Route Buses ³	110
	Buses 10 yrs. old or less.....	100%
	Students Bused.....	6,712
	Full-Time Employees.....	1,517
	Teachers.....	719
	Principals/ Assistant Principals.....	40
	Counselors.....	33
	Librarians.....	20
	Other Certified Employees.....	98
	Support Personnel.....	607

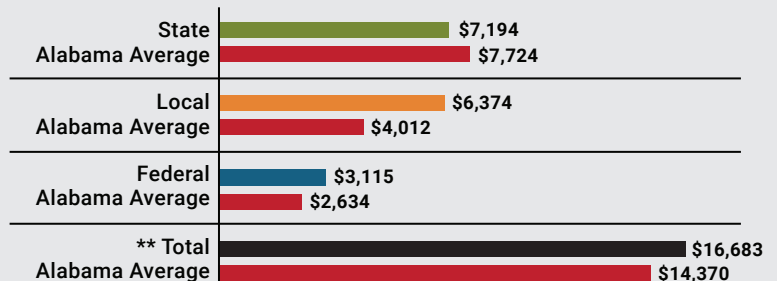
¹ Schools with enrollment, including Alternative and Career Technical Education
² Average Daily Membership (includes virtual students)
³ Data collected in 2022 and used for FY24 funding
⁴ 2022-2023 NEA Rankings of the States

Total Per-Pupil Expenditures (PPE)



Per-Pupil Revenue Sources

Tuscaloosa City Revenue Sources



**Total Revenue Among 138 School Systems



124
STATE
RANK

14
LOCAL
RANK

52
FEDERAL
RANK

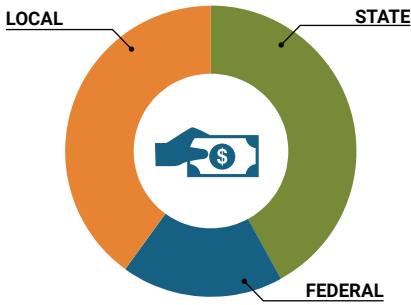
OVERALL SYSTEM RANK 22

LEAs with a substantial increase in reported ADM may show lower rankings since additional revenues reflecting those increases in ADM are not received until the following fiscal year.

* THIS REPORT INCLUDES FISCAL YEAR 2022 DATA

School System Revenue

How was your school system funded?¹



\$73,374,840	STATE	42%
\$31,773,991	FEDERAL	18%
\$68,544,844	LOCAL	39%
— \$14,924,610	Local 10-Mill Match	
\$53,620,234	AVAILABLE LOCAL REVENUE	

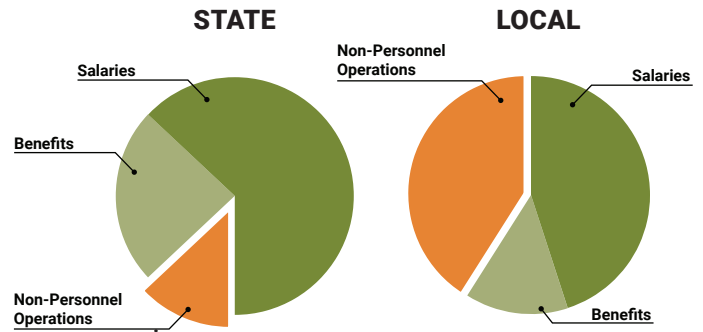
VALUE OF 1-MILL For Your School System

\$1,492,461

School System Spending

How did your school system spend state & local dollars?¹

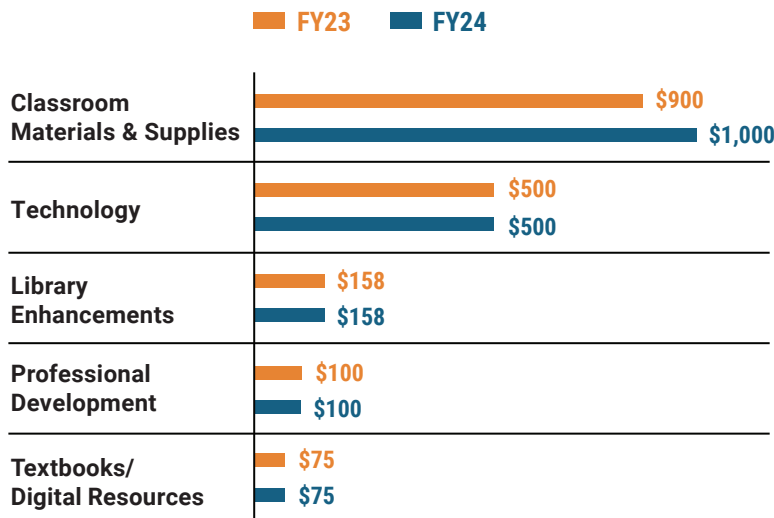
	STATE SPENDING ^{2,3}	LOCAL SPENDING ²
Salaries	\$52,658,470	\$14,264,348
Benefits	\$19,972,772	\$4,592,018
Non-Personnel Operations	\$11,236,570	\$13,169,287
TOTAL	\$83,867,812	\$32,025,653



Only 13% of state funding is available for non-personnel expenditures⁴

¹ Revenues and expenditures may contain nominal variances due to rounding
² Does not include debt service or capital outlay
³ Includes 10-mill match
⁴ Such as utilities, operations & maintenance, etc.

Instructional Support



Educational Advancement & Technology Fund⁵



⁵ These one-time supplemental funds may be used for repairs and deferred maintenance, capital outlay, classroom instructional supplies, insurance for facilities, transportation, technology and school safety. For FY23, there was no EAT allocation for school systems.

System Debt

TOTAL DEBT⁶ \$182,034,463 **DEBT PER STUDENT \$17,847**

⁶ The debt totals in system audit reports may differ due to audit adjustments.



ALABAMA ASSOCIATION OF SCHOOL BOARDS

Sally Smith, J.D.
Executive Director

Tracey A. Meyer
Governmental Relations Coordinator

43 South Jackson Street
Montgomery, Alabama 36104

1-800-562-0601 | AlabamaSchoolBoards.org

@AlaSchoolBoards Facebook.com/AlabamaSchoolBoards