



SHEFFIELD CITY

SCHOOL SYSTEM SNAPSHOT: 2024 EDITION*

300 W. Sixth Street | Sheffield, AL 35660 | (256) 383-0400

Superintendent

Dr. Carlos Nelson

Board Members

Phyllis Meade, Steve Nix, Christy Casiday, Tim Leigh, Titian Wright Scales



\$927,811

Cost of One Month's
Operation/General Fund



3.00

Number of Months
Reserve Balance

By the Numbers



Schools¹ 4



Students/ADM² 969



Free & Reduced Lunch 56%
Community Eligibility Program 62%



Number of Route Buses³ 2
Buses 10 yrs. old or less 100%
Students Bused 26



Full-Time Employees 150
Teachers 89
Principals/
Assistant Principals 6
Counselors 4
Librarians 3
Other Certified Employees 3
Support Personnel 45

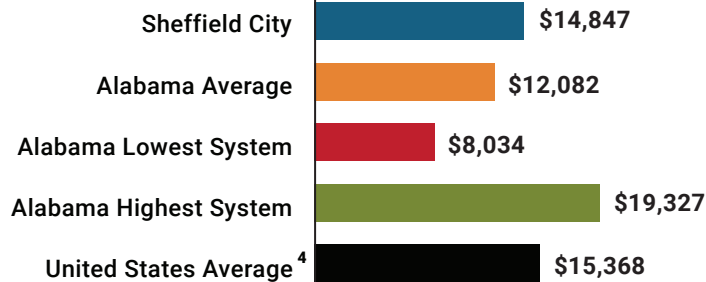
¹ Schools with enrollment, including Alternative and Career Technical Education

² Average Daily Membership (includes virtual students)

³ Data collected in 2022 and used for FY24 funding

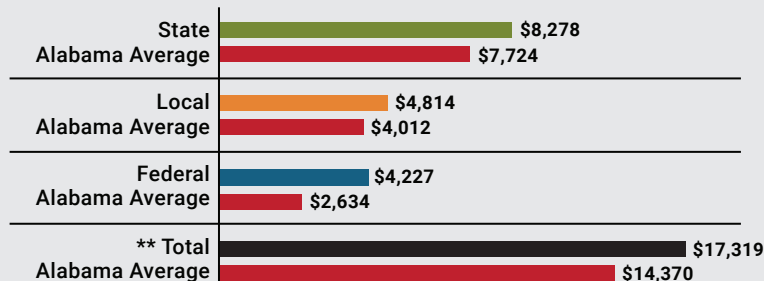
⁴ 2022-2023 NEA Rankings of the States

Total Per-Pupil Expenditures (PPE)



Per-Pupil Revenue Sources

Sheffield City Revenue Sources



**Total Revenue Among 138 School Systems



58
STATE
RANK

26
LOCAL
RANK

20
FEDERAL
RANK

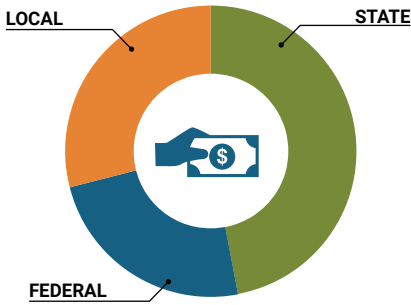
OVERALL SYSTEM RANK 15

LEAs with a substantial increase in reported ADM may show lower rankings since additional revenues reflecting those increases in ADM are not received until the following fiscal year.

* THIS REPORT INCLUDES FISCAL YEAR 2022 DATA

School System Revenue

How was your school system funded?¹



\$8,021,433	STATE	47%
\$4,096,253	FEDERAL	24%
\$5,073,993	LOCAL	30%
\$565,760	Local 10-Mill Match	
\$4,508,233	AVAILABLE LOCAL REVENUE	

VALUE OF 1-MILL For Your School System

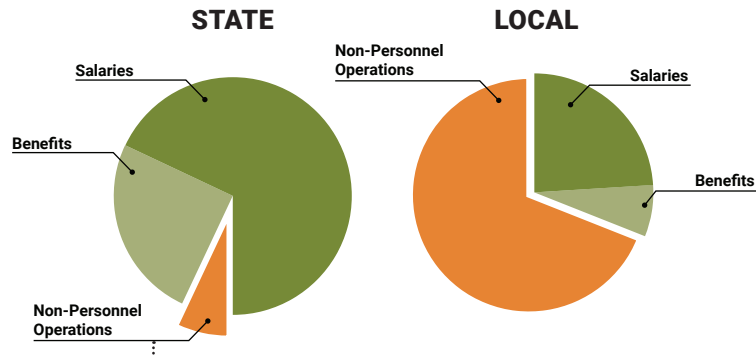
\$56,576

School System Spending

How did your school system spend state & local dollars?¹

	STATE SPENDING ^{2,3}	LOCAL SPENDING ²
Salaries	\$5,363,973	\$802,884
Benefits	\$1,938,442	\$223,088
Non-Personnel Operations	\$557,694	\$2,370,688
TOTAL	\$7,860,109	\$3,396,660

¹ Revenues and expenditures may contain nominal variances due to rounding
² Does not include debt service or capital outlay
³ Includes 10-mill match
⁴ Such as utilities, operations & maintenance, etc.



Only 7% of state funding is available for non-personnel expenditures⁴

Instructional Support



Educational Advancement & Technology Fund⁵



⁵ These one-time supplemental funds may be used for repairs and deferred maintenance, capital outlay, classroom instructional supplies, insurance for facilities, transportation, technology and school safety. For FY23, there was no EAT allocation for school systems.

System Debt

TOTAL DEBT⁶	DEBT PER STUDENT
\$3,308,481	\$3,414

⁶ The debt totals in system audit reports may differ due to audit adjustments.



ALABAMA ASSOCIATION OF SCHOOL BOARDS

Sally Smith, J.D.
Executive Director

Tracey A. Meyer
Governmental Relations Coordinator

43 South Jackson Street
Montgomery, Alabama 36104

1-800-562-0601 | AlabamaSchoolBoards.org

@AlaSchoolBoards Facebook.com/AlabamaSchoolBoards