



OPELIKA CITY

SCHOOL SYSTEM SNAPSHOT: 2024 EDITION*

300 Simmons Street | Opelika, AL 36801 | (334) 745-9700


Superintendent

Dr. Farrell Seymore

Board Members

Dr. Kevin Royal, Antione Harvis, Chuck Beams, Tipi Miller, Patsy Boyd Parker

 **\$4,767,386**
Cost of One Month's
Operation/General Fund


 **4.60**
Number of Months
Reserve Balance


By the Numbers

 **Schools**¹ **8**

 **Students/ADM**² **4,867**

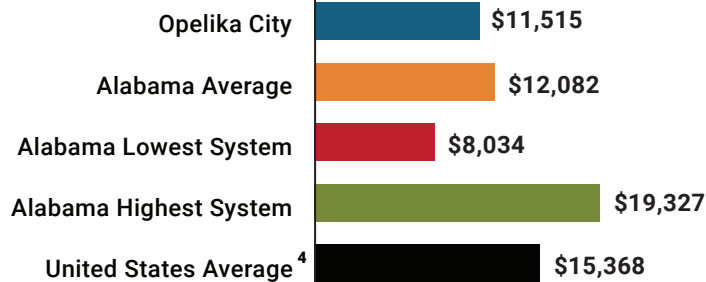
 **Free & Reduced Lunch** **51%**
Community Eligibility Program **45%**

 **Number of Route Buses**³ **29**
Buses 10 yrs. old or less **97%**
Students Bused **1,905**

 **Full-Time Employees** **619**
Teachers **354**
Principals/
Assistant Principals **15**
Counselors **13**
Librarians **8**
Other Certified Employees **12**
Support Personnel **217**

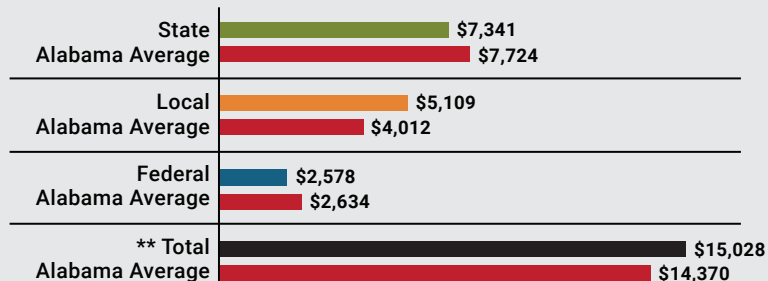
¹ Schools with enrollment, including Alternative and Career Technical Education
² Average Daily Membership (includes virtual students)
³ Data collected in 2022 and used for FY24 funding
⁴ 2022-2023 NEA Rankings of the States

Total Per-Pupil Expenditures (PPE)



Per-Pupil Revenue Sources

Opelika City Revenue Sources



**Total Revenue Among 138 School Systems



120
STATE
RANK

22
LOCAL
RANK

84
FEDERAL
RANK

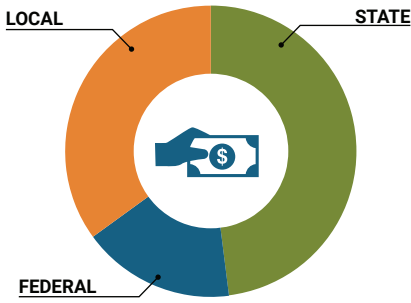
OVERALL SYSTEM RANK 48

LEAs with a substantial increase in reported ADM may show lower rankings since additional revenues reflecting those increases in ADM are not received until the following fiscal year.

* THIS REPORT INCLUDES FISCAL YEAR 2022 DATA

School System Revenue

How was your school system funded?¹



\$35,729,137	STATE	48%
\$12,545,922	FEDERAL	17%
\$26,251,906	LOCAL	35%
— \$5,205,220	Local 10-Mill Match	
\$21,046,686	AVAILABLE LOCAL REVENUE	

VALUE OF 1-MILL For Your School System

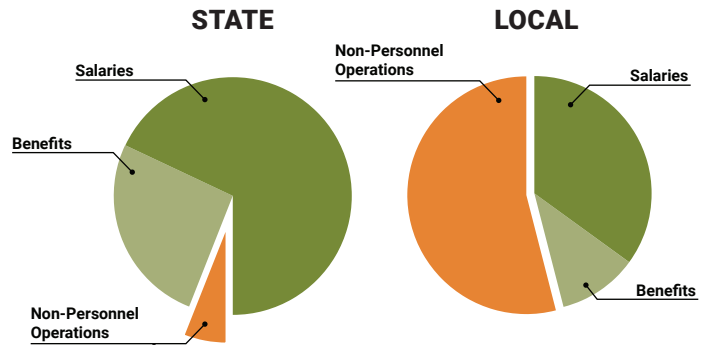


School System Spending

How did your school system spend state & local dollars?¹

	STATE SPENDING ^{2,3}	LOCAL SPENDING ²
Salaries	\$22,778,676	\$4,681,107
Benefits	\$8,798,950	\$1,417,999
Non-Personnel Operations	\$2,077,099	\$7,396,688
TOTAL	\$33,654,725	\$13,495,794

¹ Revenues and expenditures may contain nominal variances due to rounding
² Does not include debt service or capital outlay
³ Includes 10-mill match
⁴ Such as utilities, operations & maintenance, etc.



Only 6% of state funding is available for non-personnel expenditures⁴

Instructional Support



Educational Advancement & Technology Fund⁵



⁵ These one-time supplemental funds may be used for repairs and deferred maintenance, capital outlay, classroom instructional supplies, insurance for facilities, transportation, technology and school safety. For FY23, there was no EAT allocation for school systems.

System Debt

TOTAL DEBT⁶	DEBT PER STUDENT
\$1,731,791	\$356

⁶ The debt totals in system audit reports may differ due to audit adjustments.



ALABAMA ASSOCIATION OF SCHOOL BOARDS

Sally Smith, J.D.
Executive Director

Tracey A. Meyer
Governmental Relations Coordinator

43 South Jackson Street
Montgomery, Alabama 36104

1-800-562-0601 | AlabamaSchoolBoards.org

@AlaSchoolBoards Facebook.com/AlabamaSchoolBoards